

The New and Improved Alma Overlap Analysis Tool

Uri Beladev
Product Owner



Agenda



- Tool introduction
- What is the problem?
- How does the tool solve the problem?
- What's in it for you?
- How can the tool help reduce your library's expenses?
- Future plans
- 5 Key Takeaways
- Questions



Tool Introduction

Introduction - What is the Overlap Analysis Tool?

- This tool compares e-resources and provides reports about their overlapping status
- It assists making decisions for purchasing or canceling e-resources
- It helps the library to achieve easy and better collection-development management



Introduction – What's New?

Improved Overlap Analysis Tool

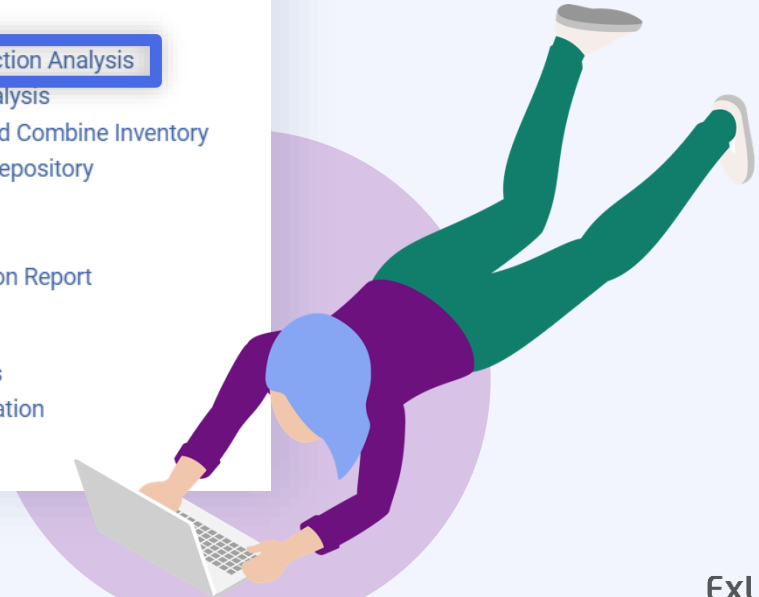
- New functionality introduces support for additional use cases
- New interface and intuitive report creation
- New UI results summary
- Improved reports history list
- These changes were introduced in the [March 2022 Alma release](#)



Introduction - Access the Overlap Analysis Tool

The Overlap Analysis is accessed at [Alma Menu > Resources > Advanced Tools > Overlap and Collection Analysis](#)




The screenshot displays the ExLibris Alma interface. At the top, there is a search bar with a magnifying glass icon, a dropdown menu for "Electronic collection", and another dropdown for "Keywords". On the left side, a vertical navigation menu is visible with icons and labels for "Alma QA", "Acquisitions", "Resources", "Fulfillment", and "Admin". The "Resources" menu item is highlighted with a blue box. A blue arrow points from this box to the "Advanced Tools" section in the main content area. Within "Advanced Tools", the "Overlap and Collection Analysis" option is highlighted with a blue box. Other options in the "Advanced Tools" section include "Duplicate Title Analysis", "Merge Records and Combine Inventory", "Manage Deleted Repository", "Restore Jobs", "Digital Uploader", and "PC to CDI Activation Report". Below "Advanced Tools", there are sections for "Create Inventory" (with options like "Add Local Electronic Collection", "Add Local Portfolio", "Add Physical Item", "Add Digital Representation") and "Publishing" (with options like "Publishing Profiles", "Publishing Information").



Introduction – The New Overlap Analysis Tool

< Overlap and Collection Analysis (1 - 15 of 15)

 Report Name  Sort by: Creation Date   ...

- | | | |
|---|---------------------------------------------------------------------------------------------------------------------------------------------------------------------------------------------------|------------------------------------------------------------------------------------------------------------------|
| 1 | <input type="checkbox"/> New Report 2022-08-10 11:40:41
Compare Collections
 Completed Successfully | Creator UriB613
Creation Date 08/10/2022 12:40
Start Time 08/10/2022 12:42
Finish Time 08/10/2022 12:42 |
| 2 | <input type="checkbox"/> New Report 2022-08-04 11:30:23
Compare Collections
 Draft | Creator meehan
Creation Date 08/04/2022 12:30 |
| 3 | <input type="checkbox"/> New Report 2022-08-04 11:13:05
Compare Collections
 Draft | Creator meehan
Creation Date 08/04/2022 12:13 |

 **New Analysis** 

 Remove Selected  

Compare Collections

Use this report to compare a collection with one or more collections

Look Up Titles

Upload a file and check their existence in Alma

Edit

Introduction - Improved Reports History List

< Overlap and Collection Analysis (1 - 15 of 15)

Report Name Search Sort by: Creation Date + New Analysis - Remove Selected + ☰

1	<input type="checkbox"/>	New Report 2022-08-10 11:40:41 Compare Collections ✔ Completed Successfully	Creator Uri Creation Date Start Time Finish Time	2	View report ...
2	<input type="checkbox"/>	New Report 2022-08-04 11:30:23 Compare Collections 🕒 Draft	Creator m Creation D	2:30	Edit ...
3	<input type="checkbox"/>	New Report 2022-08-04 11:13:05 Compare Collections 🕒 Draft	Creator mean Creation Date 08/04/2022 12:13		Edit ...

Sort by: Creation Date

- Creator
- Creation Date
- Finish Time
- Report Name
- Report Status
- Report Type
- Start Time

Introduction - Improved Reports History List

< Overlap and Collection Analysis (1 - 15 of 15)



Report Name

Report Name

Description



Sort by: Creation Date ▾ ⌵ ⋮



New Analysis ▾



Remove Selected



1	<input type="checkbox"/>	Overlap and Collection Analysis 2022-08-10 11:40:41 Completed Successfully	Creator UriB613 Creation Date 08/10/2022 12:40 Start Time 08/10/2022 12:42 Finish Time 08/10/2022 12:42	View report ⋮
2	<input type="checkbox"/>	New Report 2022-08-04 11:30:23 Compare Collections Draft	Creator meehan Creation Date 08/04/2022 12:30	Edit ⋮
3	<input type="checkbox"/>	New Report 2022-08-04 11:13:05 Compare Collections Draft	Creator meehan Creation Date 08/04/2022 12:13	Edit ⋮

Introduction - Improved Reports History List

< Overlap and Collection Analysis (1 - 15 of 15)

<input type="checkbox"/>	Report Name <input type="text"/>	Sort by: Creation Date <input type="text"/>	<input type="checkbox"/>	New Analysis <input type="text"/>	Remove Selected <input type="text"/>	<input type="text"/>
1 <input type="checkbox"/>	New Report 2022-08-10 11:40:41 Compare Collections <input checked="" type="checkbox"/> Completed Successfully	Creator UriB613 Creation Date 08/10/2022 12:40 Start Time 08/10/2022 12:42 Finish Time 08/10/2022 12:42	<input type="text"/>	<input type="text"/>	<input type="text"/>	<input type="text"/>
2 <input type="checkbox"/>	New Report 2022-08-04 11:30:23 Compare Collections <input type="checkbox"/> Draft	Creator meehan Creation Date 08/04/2022 12:30	<input type="text"/>	<input type="text"/>	<input type="text"/>	<input type="text"/>
3 <input type="checkbox"/>	New Report 2022-08-04 11:13:05 Compare Collections <input type="checkbox"/> Draft	Creator meehan Creation Date 08/04/2022 12:13	<input type="text"/>	<input type="text"/>	<input type="text"/>	<input type="text"/>

View report ...
Remove From List

Introduction - Improved Reports History List

< Overlap and Collection Analysis (1 - 15 of 15)

The screenshot shows a web interface for managing reports. At the top, there is a search bar labeled 'Report Name' and a 'Sort by: Creation Date' dropdown. A blue box highlights the search bar and the first three rows of the report list. A blue arrow points from the first row to a 'Remove Selected' button in the top right corner. The report list contains three entries, each with a checkbox, a title, a creator, and a creation date. The first entry is 'New Report 2022-08-10 11:40:41' by 'Creator: User123', with a status of 'Completed Successfully'. The second and third entries are 'New Report 2022-08-04 11:30:23' and 'New Report 2022-08-04 11:13:05' by 'Creator: meehan', both with a status of 'Draft'. The 'Remove Selected' button is highlighted with a blue box.

Report Name Search Sort by: Creation Date ▾ ⌵ ⋮

+ New Analysis - Remove Selected

3 rows selected Clear Selection

1	<input checked="" type="checkbox"/>	New Report 2022-08-10 11:40:41 Compare Collections ✔ Completed Successfully	Creator: User123 Creation Date 08/10/2022 12:40 Start Time 08/10/2022 12:42 Finish Time 08/10/2022 12:42	View report ⋮
2	<input checked="" type="checkbox"/>	New Report 2022-08-04 11:30:23 Compare Collections 🕒 Draft	Creator: meehan Creation Date 08/04/2022 12:30	Edit ⋮
3	<input checked="" type="checkbox"/>	New Report 2022-08-04 11:13:05 Compare Collections 🕒 Draft	Creator: meehan Creation Date 08/04/2022 12:13	Edit ⋮

Introduction - Improved Reports History List

< Overlap and Collection Analysis (1 - 15 of 15)

Report Name Sort by: Creation Date ... New Analysis Remove Selected

3 rows selected [Clear Selection](#)

1	<input checked="" type="checkbox"/>	This is my Report Name This is my report's description Compare Collections Completed Successfully		Creator UriB613 Creation Date 08/10/2022 12:40 Start Time 08/10/2022 12:42 Finish Time 08/10/2022 12:42	View report
2	<input checked="" type="checkbox"/>	New Report 2022-08-04 11:30:23 Compare Collections Draft		Creator meehan Creation Date 08/04/2022 12:30	Edit
3	<input checked="" type="checkbox"/>	New Report 2022-08-04 11:13:05 Compare Collections Draft		Creator meehan Creation Date 08/04/2022 12:13	Edit

Introduction – New Comparing Options

To support new use cases, new comparing options have been added:

NEW Ability to select a **Community or Network Zone e.collection** as a source for comparison

NEW Ability to select the **entire Institution Zone** as a target for comparison **in one click!**

NEW Ability to select the **entire Network Zone** as a target for comparison **in one click!**



 For more information see [Working with Overlap and Collection Analysis](#)



What is the Problem?

What is the Problem?

Budget



Budget reduction due to global recession and Covid-19



Abused budget due to payment for overlapping electronic resources



Continuous need for new purchases to stay updated with new publications of legacy and new journals



What is the Problem?

Comparison Capabilities

- Manually – almost impossible
- Using 3rd party comparison provides only limited capabilities
- Saving the analysis reports for future review





How does the Alma Overlap Analysis Tool Solve the Problem?

How does the Alma Overlap Analysis Tool Solve the Problem?



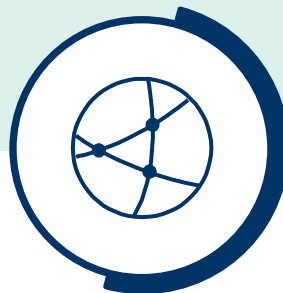
One System

Direct access to IZ, CZ, NZ electronic resources which enables easy generation of complicated reports



Intuitive User Experience

Easy workflow for generating the desired report



Analysis Reports

Clear UI summary report and a dedicated excel report for each overlapping report type



History Reports

History analysis reports are saved in Alma for future review

How Does the Alma Overlap Analysis Tool Solve the Problem?

The tool can perform two types of analyses:

1 | “Compare collections”:

Compare one IZ / NZ / CZ e.collection with one / many e.collections from either IZ (+All) / NZ (+All) / CZ

Compare with collections from:

- Selected collections from Institution Zone
- Selected collections from Network Zone
- Selected collections from Community Zone
- Entire Institution Zone ⓘ
- Entire Network Zone
 - Include only the electronic collections available for my institution in the Network Zone
 - Include only the electronic collections not available for my institution in the Network Zone
 - Include all the electronic collections available in the Network Zone

How Does the Alma Overlap Analysis Tool Solve the Problem?

1 | Compare collections (Continue):

Supported matching identifiers: ISSN , ISBN , Title , LCCN , 035

Supported analysis reports:

No Coverage included

Include date coverage in the comparison :

Titles of portfolios **with overlap**

Titles of portfolios **with no overlap**

Coverage included

Include date coverage in the comparison :

Titles of portfolios with **complete coverage overlap**

Titles of portfolios with **partial coverage overlap**

Titles of portfolios with **no coverage overlap**

Titles of portfolios with **no overlap**

For consortia members only:

Titles of portfolios **not available for selected Available For Group**

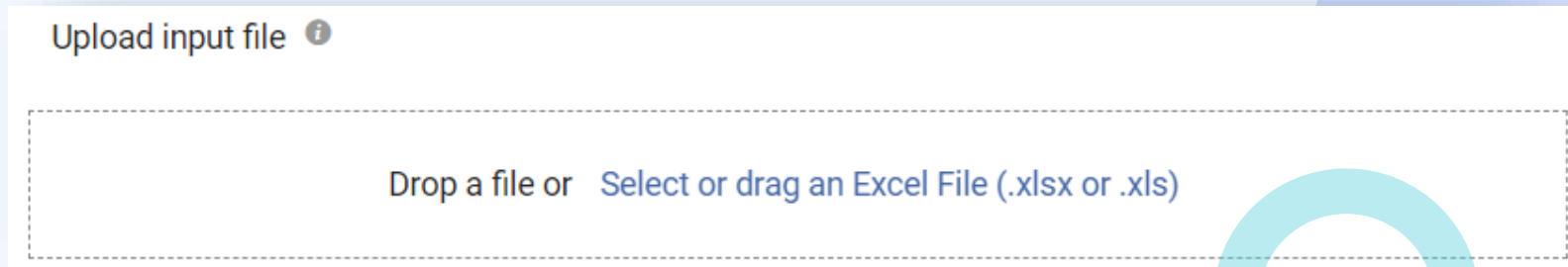


How Does the Alma Overlap Analysis Tool Solve the Problem?

The Alma Overlap Analysis Tool can generate the following Analyses:

2 | “Look Up Titles”:

Compare a list of identifiers file:



Upload input file ⓘ

Drop a file or Select or drag an Excel File (.xlsx or .xls)

Supported identifiers: **eISSN/ISSN , eISBN/ISBN , LCCN , Title**

How Does the Alma Overlap Analysis Tool Solve the Problem?

2 | Look Up Titles (Continue):

Compare it with one or more of the following populations:

Select the populations you would like to compare the titles from the input file with: *

- Institution Zone Electronic Resources (including Community Zone activated electronic resources)
- Community Zone non-activated electronic resources
- Network Zone electronic resources available to my institution
- Network Zone electronic resources not available to my institution

Choose the report output format *

- One excel line per match
- One excel line per identifier from input file



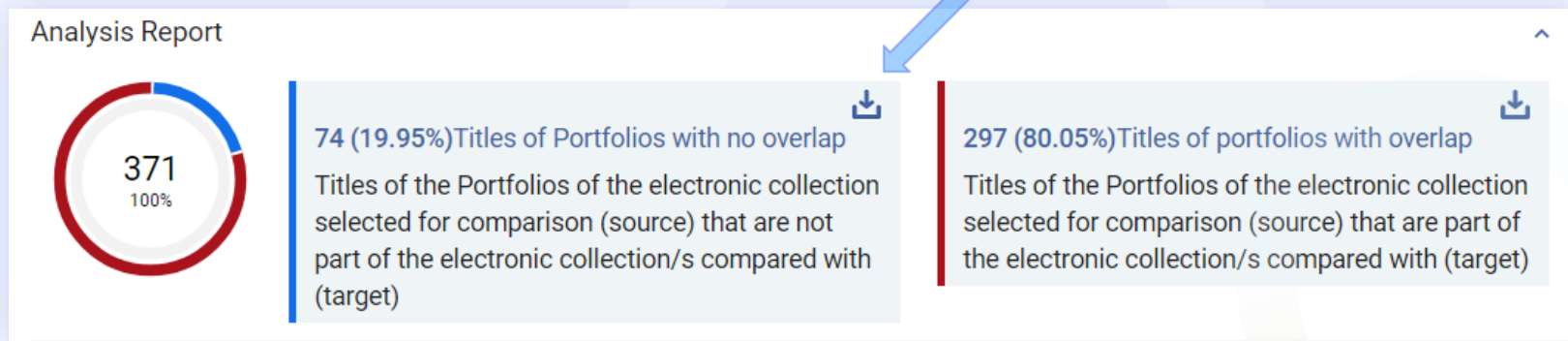
How Does the Alma Overlap Analysis Tool Solve the Problem?

2 | Look Up Titles (Continue):

The supported reports are:

Titles of Portfolios with overlap

Titles of Portfolios with no overlap





What's in it for You?

What's in it For You?

Upgrades the Library's E-Inventory Management Capabilities:



Save Time

Compare electronic
collection easy task.
Use
A
cost and
a
you
import

**Time is
Valuable!**

Make Smart Decisions

Having the Analysis
tool
com
over
col
with
to m
driven

**If You
Cannot
Measure it -
You Cannot
Manage it!**

Cost Saving

Being able
Overl
assig
sm
or
colle
unde
duplicat

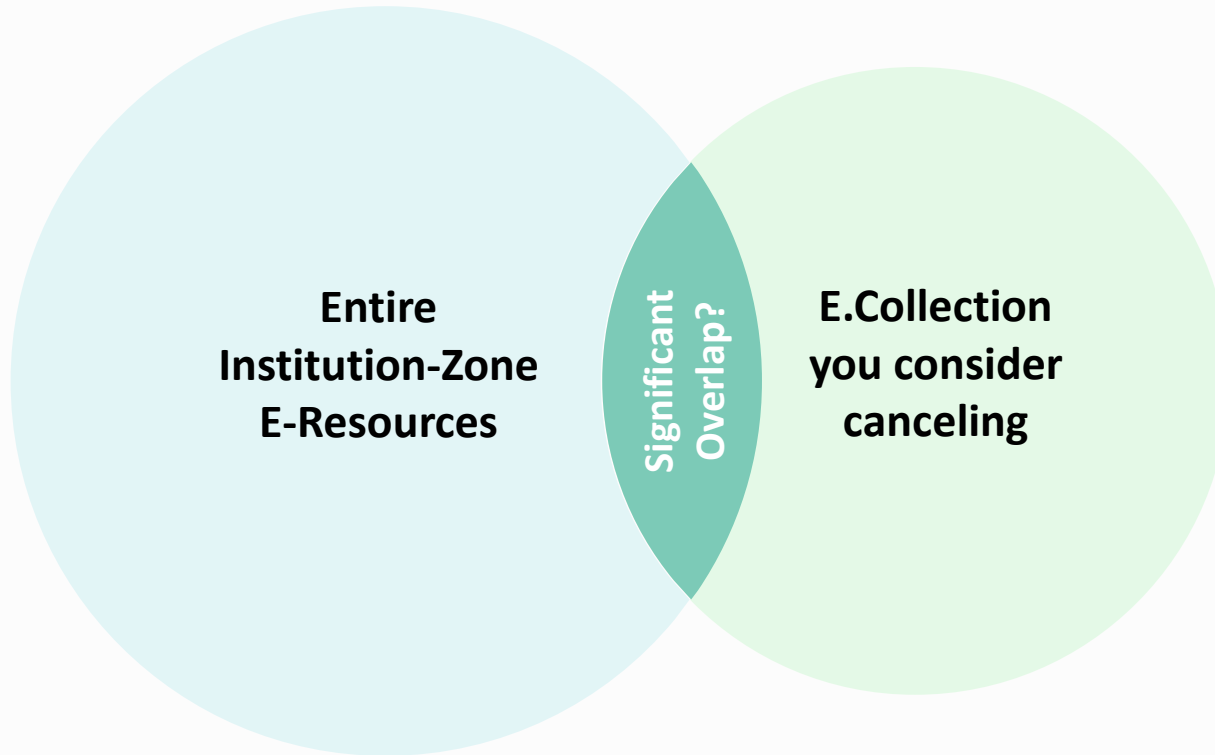
**Smart
Budget
Usage!**



How can the Overlap Analysis Tool Help Reduce Your Library's Expenses?

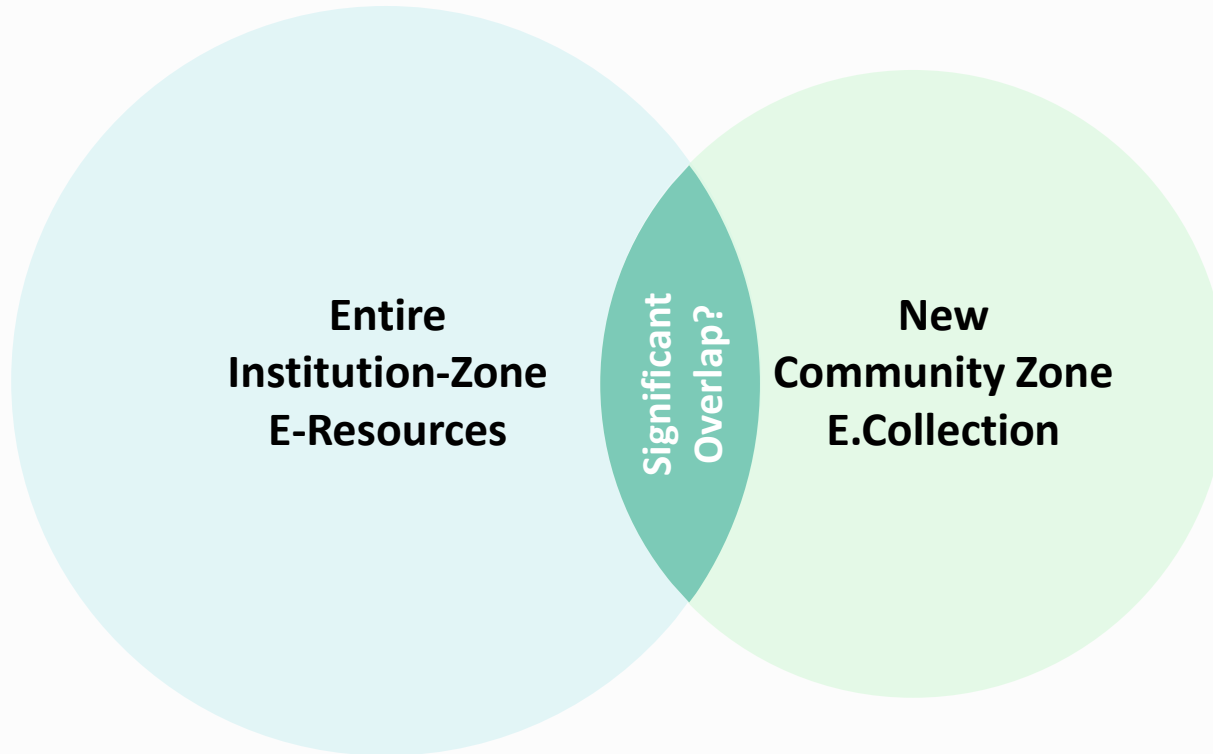
Example Use Case #1 – Canceling an IZ Electronic Collection

Existing IZ vs. Entire IZ



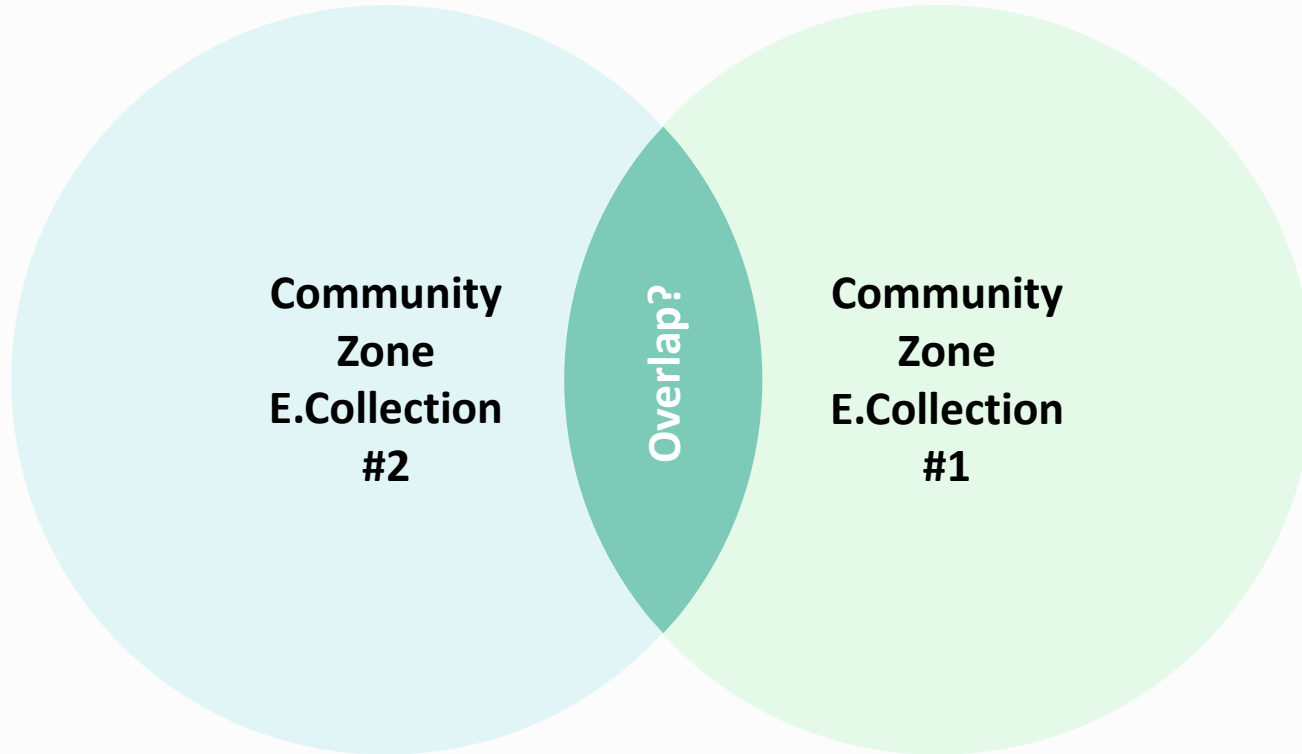
Example Use Case #2 – Purchasing a New CZ E.Collection

Option #1: **New CZ** vs. **Entire IZ**



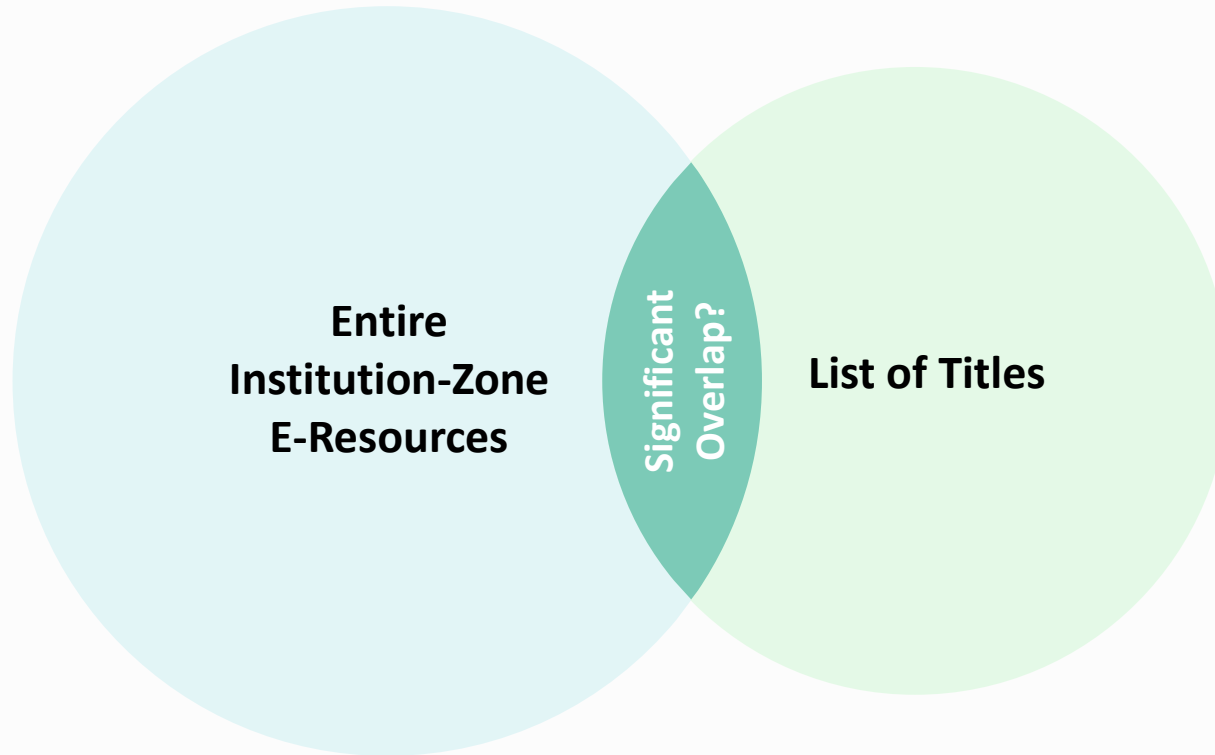
Example Use Case #3 – Purchasing a New CZ E.Collection

Option #2: **New CZ #1** vs. **New CZ #2**



Example Use Case #4 – Purchasing List of Titles


List of Titles vs. Entire IZ





Future Plans

Future Plans



To add the ability to load a list of physical inventory identifiers and compare it with electronic resources (Books, Journals) and/or with existing IZ physical inventory

To add “Has Physical?” indication column in existing E-comparison reports



5 Key Takeaways

5 Key Takeaways

The Alma Overlap Analysis Tool:

Is an internal Alma tool – simplifies the analysis generation

Is effective, fast and easy to use

Assists with efficient budget usage

Supports all the common use-cases analysis


Upgrades the Library's E-Inventory Management Capabilities

Save time

Smart decisions

Cost Saving





Thank you!

Uri.Beladev@Clarivate.com

ExLibris
Alma

 **IGELU**
Conference
12th - 15th September 2022

ExLibris
Part of **Clarivate**