

# Creating and Managing Analytics Objects in the New Alma User Interface

Kevin Lane-Cummings

Kelsey Shaw

EX LIBRIS  
*Knowledge Days*

ExLibris®  
Part of Clarivate

# Welcome and Introduction

## Kevin Lane-Cummings

- Senior Customer Education Trainer, Global Education
- Seattle, USA
- SerSol / PQ / ExL / CLVT for 14 years

## Kelsey Shaw

- Alma Tech Support Analyst
- Chicago, USA
- CLVT for 1 year; MLIS





- **Introduction**
- Add Analytics Widget to Alma Home Page
- Create Analytics Dashboard Object and Set as Favorite
- Create Report Object
- Create Scheduled Report to be sent to Alma and non-Alma Users
- Common Problems to Avoid
- Hands-On Exercise

# Introduction

- An Alma Analytics Object is an entity **in Alma** that allows for easy access to an Alma Analytics report or dashboard.
- The types of objects are:
  - Dashboard
  - Scheduled Dashboard
  - Report
  - Scheduled Report
  - Widget

# Which Reports and Dashboards Can Become Objects?


Only reports and dashboards in the following folders in the analytics Catalog can become analytics Objects for sharing:

- Shared Folders / **Alma** – created by Ex Libris staff
- Shared Folders / **[your institution ID]** – created by staff at your institution
- Shared Folders / **[Leganto] [Rapido] etc** – if you have that service
  
- All subfolders within the above are also available


# What Do Other Alma Users See?

A subset of saved dashboards and reports, depending on their Alma roles

Out of the Box Reports (1 - 16 of 16)	
Name	Sort by: Name
1 Acquisitions Type Dashboard Subject Areas Funds Expenditure	Analytic Folder Alma/Acquisitions/Dashboards Object created on 07/15/2012 Object modified on 07/15/2012
2 Acquisitions - Claims Dashboard (Ex Libris) Type Dashboard Subject Areas E-Inventory, Physical Items	Analytic Folder Alma/Acquisitions/Dashboards Object created on 06/06/2021 Object modified on 06/06/2021
3 Acquisitions - Fund Reports (Ex Libris) Type Dashboard Subject Areas Funds Expenditure	Analytic Folder Alma/Acquisitions/Dashboards Object created on 06/06/2021 Object modified on 06/06/2021
4 Acquisitions Dashboard (Ex Libris) Type Dashboard Subject Areas Funds Expenditure	Analytic Folder Alma/Acquisitions/Dashboards Object created on 06/06/2021 Object modified on 06/06/2021
5 Benchmark Analytics KPI Dashboard (Ex Libris) Type Dashboard Subject Areas Benchmark	Analytic Folder Alma/Benchmark/Dashboards Object created on 06/06/2021 Object modified on 06/06/2021



- Introduction
- **Add Analytics Widget to Alma Home Page**
- Create Analytics Dashboard Object and Set as Favorite
- Create Report Object
- Create Scheduled Report to be sent to Alma and non-Alma Users
- Common Problems to Avoid
- Hands-On Exercise




- Introduction
- Add Analytics Widget to Alma Home Page
- **Create Analytics Dashboard Object and Set as Favorite**
- Create Report Object
- Create Scheduled Report to be sent to Alma and non-Alma Users
- Common Problems to Avoid
- Hands-On Exercise





- Introduction
- Add Analytics Widget to Alma Home Page
- Create Analytics Dashboard Object and Set as Favorite
- **Create Report Object**
- Create Scheduled Report to be sent to Alma and non-Alma Users
- Common Problems to Avoid
- Hands-On Exercise



- Introduction
- Add Analytics Widget to Alma Home Page
- Create Analytics Dashboard Object and Set as Favorite
- Create Report Object
- **Create Scheduled Report to be sent to Alma and non-Alma Users**
- Common Problems to Avoid
- Hands-On Exercise



- Introduction
- Add Analytics Widget to Alma Home Page
- Create Analytics Dashboard Object and Set as Favorite
- Create Report Object
- Create Scheduled Report to be sent to Alma and non-Alma Users
- **Common Problems to Avoid**
- Hands-On Exercise

# Common Problems to Avoid

- Dashboard objects can contain dashboards from the Alma folder (created by Ex Libris staff), but Report objects must come from your institution's folder
- Reports sent by email will use the Analytics Letter, so that needs to be configured and enabled
- Try to avoid special characters in filenames or folder names (especially the slash / )
- Helpful to organize in folders in the analytics Catalog:  
Dashboards, Reports, Widgets



- Introduction
- Add Analytics Widget to Alma Home Page
- Create Analytics Dashboard Object and Set as Favorite
- Create Report Object
- Create Scheduled Report to be sent to Alma and non-Alma Users
- Common Problems to Avoid
- **Hands-On Exercise**

# Hands-On Exercise

- Use your Alma Sandbox or your regular (Production) environment
- Log in as a user with role **Analytics Administrator**



# Exercise Steps

1. Analytics Menu > **Analytics Object List**
2. Actions > **Add New Alma Analytics Object**
3. Analytic Folder: **[your institution folder]**
4. Report Name: **[pick a report]**
5. **Save**
6. Wait for it ... !



# Exercise Steps (cont.)

7. In analytics object editor, add **Roles** as desired
  - Be sure to include Analytics Administrator
8. Select **Add to Favorites**
9. Find report on **Analytics** menu
10. Enjoy your handiwork!







# Conclusion

# Additional Resources

- Alma Analytics Documentation
  - Knowledge Center > Alma > Online Help > Analytics
    - [Scheduling and Subscribing to Alma Analytics Reports](#)
- Training Videos
  - Knowledge Center > Alma > Training > Analytics
  - Ex Libris YouTube Channel – search for Alma Analytics
- Custom Training
  - [Premium.Services@exlibrisgroup.com](mailto:Premium.Services@exlibrisgroup.com)



# Exercises

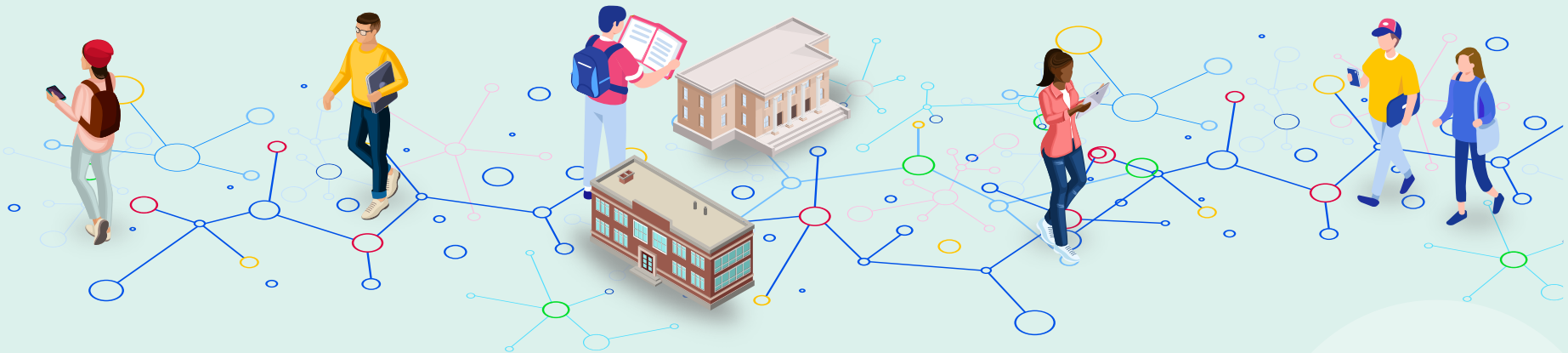
Try creating other analytics objects.

Go to:

**Ex Libris Knowledge Center > 2023 Knowledge Days**

Find this session and download the Exercise file





# Question Time

# Thank you!



<https://forms.office.com/r/JicFRsxVgD>

EX LIBRIS  
*Knowledge Days*

ExLibris  
Part of Clarivate