

Getting the Most out of Leganto Analytics

Jessie Ransom

Kevin Lane-Cummings

EX LIBRIS
Knowledge Days

Leganto

ExLibris[®]
Part of Clarivate

Welcome and Introduction

Jessie Ransom

- Lead Product Manager for Leganto
- Denver, USA
- ExL / CLVT for 8 years; previous 6 years as a librarian

Kevin Lane-Cummings

- Senior Customer Education Trainer, Global Education
- Seattle, USA
- SerSol / PQ / ExL / CLVT for 14 years



Agenda



- **Overview of Leganto Analytics**
- Three Key Dashboards
- Key Reporting Areas:
 - Library Workflows
 - Adoption and Usage
 - Teaching and Learning Support
 - Support for Strategic Priorities
- Additional Resources

Good to Know for Today's Session

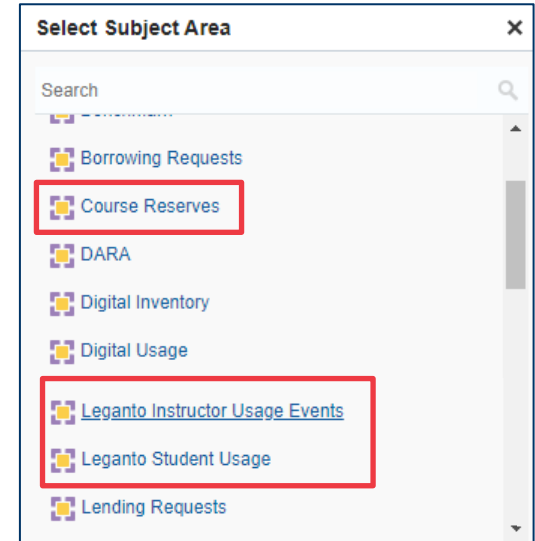
- Assume you understand Alma Analytics
- Strategies for institutional research
 - Not “how-to manipulate reports”
- Reports and dashboards created by other institutions
 - Not “create your own”
 - Not Ex Libris “Out of the box”

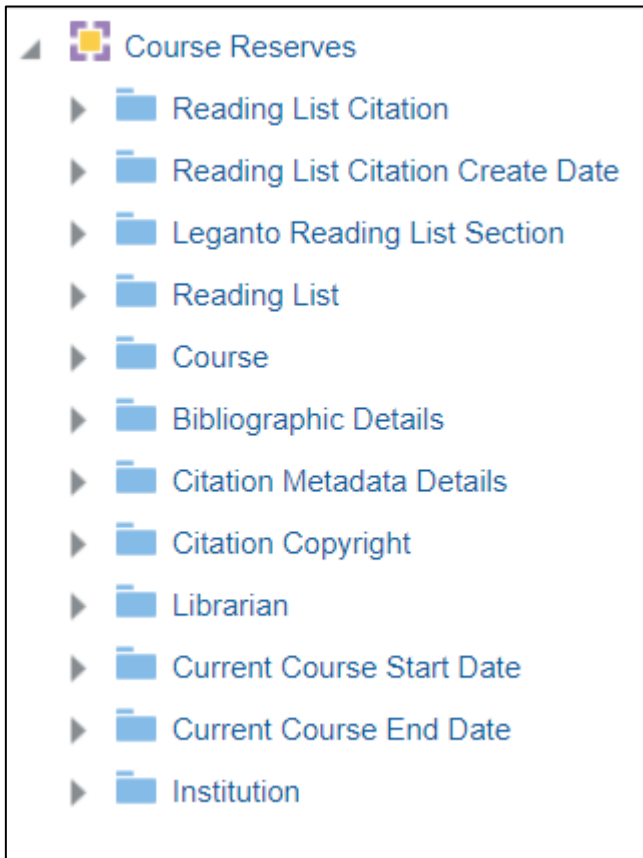


But when you're ready to create your own ...

Analytics Subject Areas

- Course Reserves
- Leganto Student Usage
- Leganto Instructor Usage Events

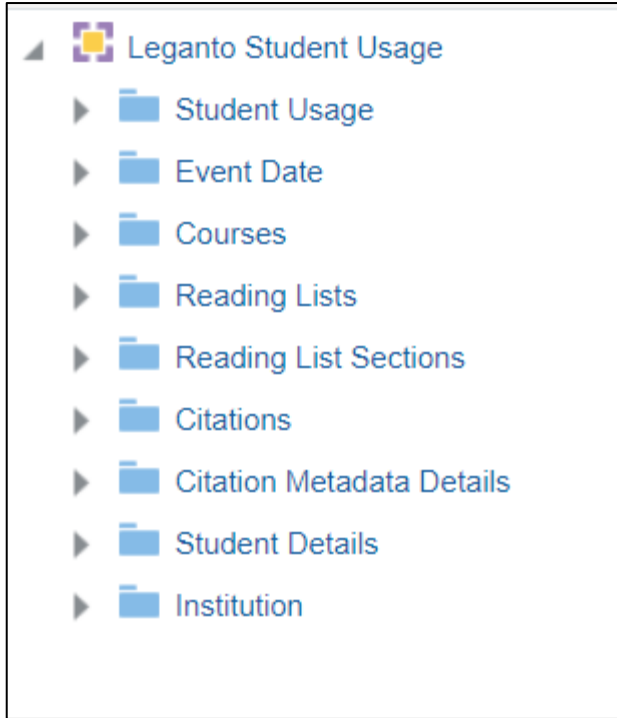




Information about courses, reading lists and citations:

- Which books are included in courses?
- How many citations do instructors add per reading list?
- How many citations per material type?
- How many reading lists have been published this term?
- What are instructors naming their sections?
- How old are the books on active reading lists?

Leganto Student Usage

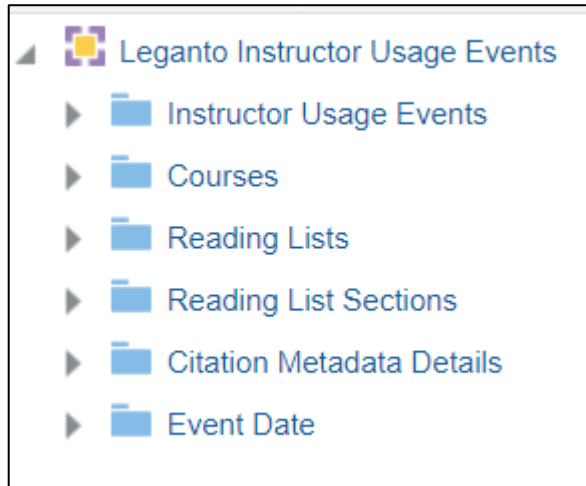


How students use courses, reading lists and citations:

- Which courses have the most heavily used reading lists?
- Which resources are students using the most?
- Which material types do students use most?

Note: This subject area only includes data about courses, reading lists, and citations that *have usage*.

Leganto Instructor Usage Events



How instructors use Leganto, including the actions they take in the Leganto interface:

- Which instructors add tags to resources?
- How many notes for the library were added in the past month?
- Do instructors delete citations after the course begins?

Concept 1: Maximize Your Library's Impact

- How does the library collection align with teaching and learning needs?
- How can the library support more instructors/courses/students?
- How can instructors create more engaging resource lists?



Concept 2: Demonstrate Your Library's Value

- What is the impact of the library collection and services?
- How does the library contribute to institutional goals?



Tip: Reframe the Questions

- Question: How many students used Leganto last year?
- Strategic Questions:
 - What percentage of students used library resource lists in their courses last year?
 - What percentage of students used library resources in their courses last year?
 - How many students are impacted by library resources in the classroom?



Agenda

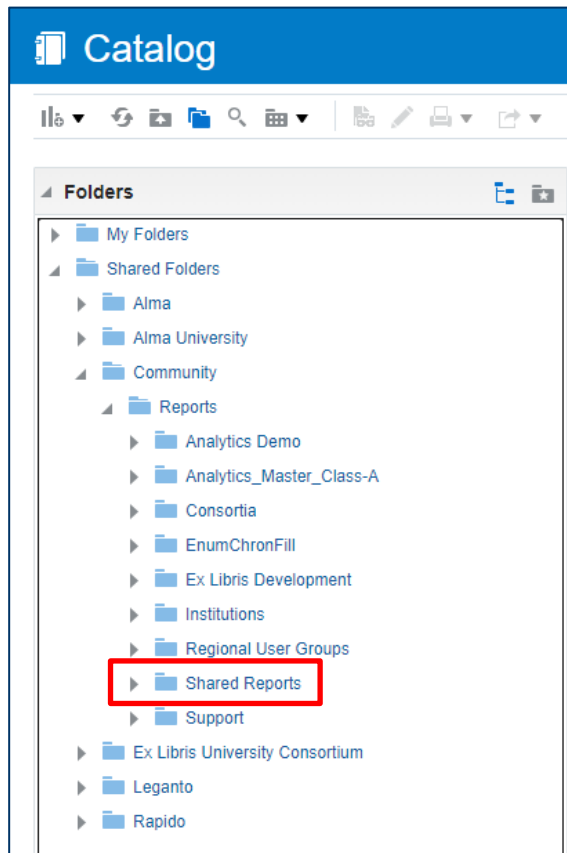


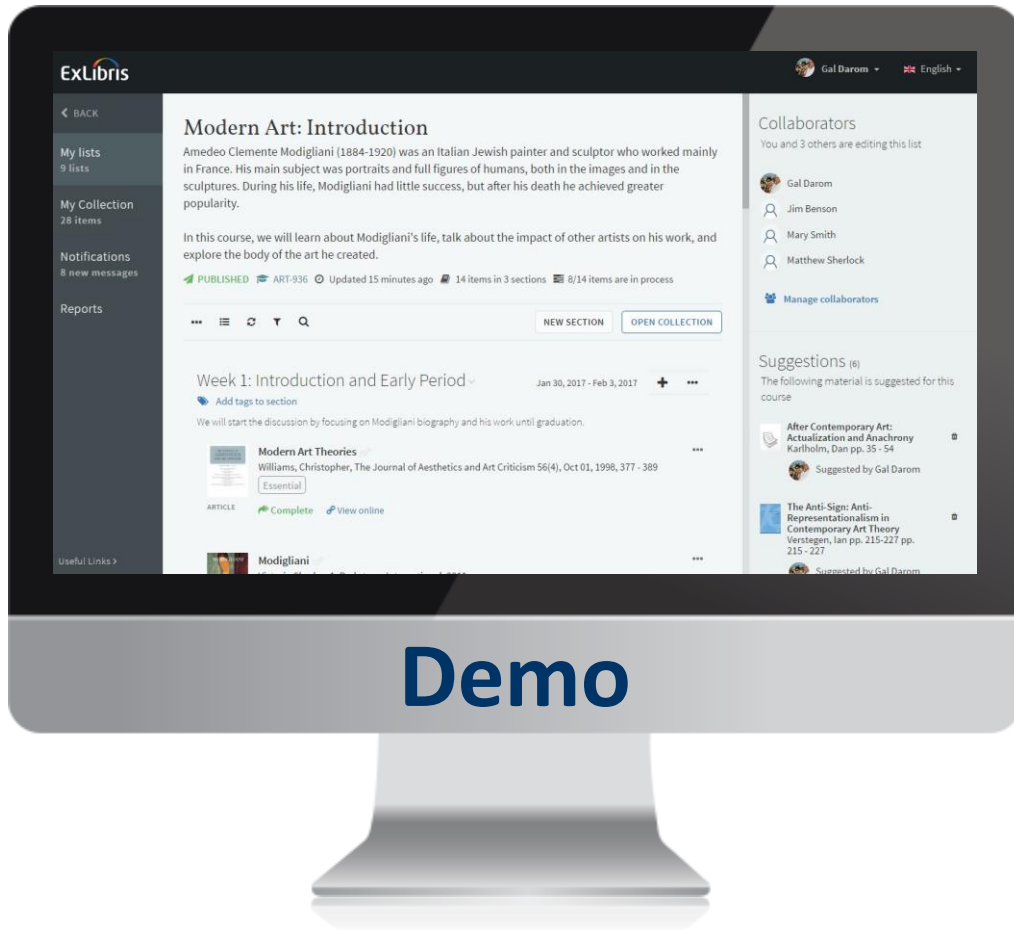
- Overview of Leganto Analytics
- **Three Key Dashboards**
- Key Reporting Areas
 - Library Workflows
 - Adoption and Usage
 - Teaching and Learning Support
 - Support for Strategic Priorities
- Additional Resources

Analytics Catalog – Community Reports and Dashboards

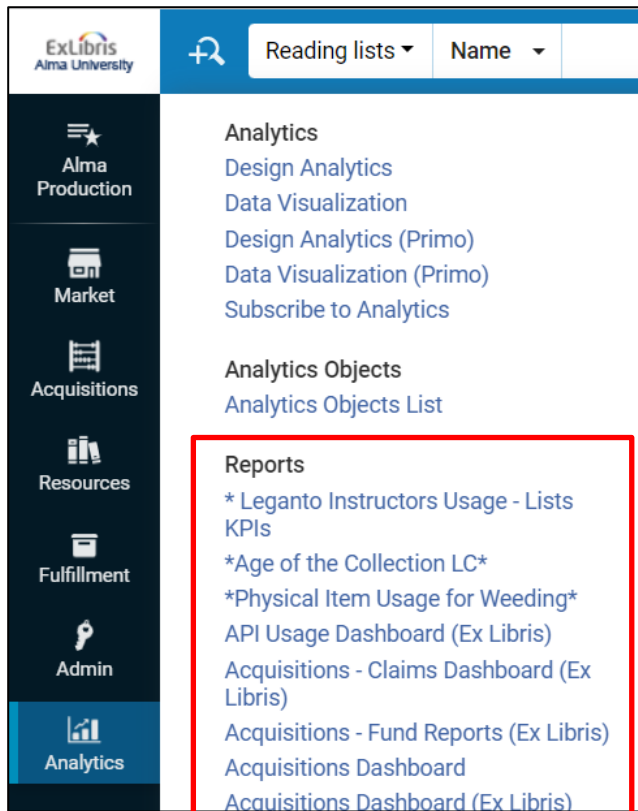
Catalog/Shared Folders/Community/Reports/Shared Reports/

NOTE: You must “Save-As” these dashboards and reports!
(Very easy to unintentionally over-write and replace)





Tip: Share Reports and Dashboards



The screenshot shows the ExLibris Alma University interface. The left sidebar contains navigation options: Alma Production, Market, Acquisitions, Resources, Fulfillment, Admin, and Analytics. The main content area is titled 'Reading lists' and 'Name'. Under the 'Reports' section, which is highlighted with a red border, the following items are listed:

- * Leganto Instructors Usage - Lists KPIs
- *Age of the Collection LC*
- *Physical Item Usage for Weeding*
- API Usage Dashboard (Ex Libris)
- Acquisitions - Claims Dashboard (Ex Libris)
- Acquisitions - Fund Reports (Ex Libris)
- Acquisitions Dashboard
- Acquisitions Dashboard (Ex Libris)

- Library staff (via Alma)
- Instructors (via Scheduled Reports sent by email)
- Leganto Community (via the Catalog / Community folder)



Agenda



Supporting
access to course
materials

- Overview of Leganto Analytics
- Three Key Dashboards
- Key Reporting Areas
- **Library Workflows**
 - Adoption and Usage
 - Teaching and Learning Support
 - Support for Strategic Priorities
- Additional Resources

Supplement Library Workflows

Streamline Processing Work

- Physical items on reading lists
- Citations that link to a specific source
- Items in the first two sections which are not complete

Share with others your efforts to support courses



Physical Items on Reading Lists

Title	ISBN	Publisher	Publication Date	MMS Id	Citation Public Tags	Course Code	Course Name	Reading List Name	Course Year	Course Status	Number Of Participants
A Preliminary concordance to the Hebrew and Aramaic fragments from Qumrân caves II-X including especially the unpublished material from cave IV /		Distributed by H Stegemann on behalf of J Strugnell	1988.	991208720000121		HIST-101	History Of Sport	Introduction to Dead Sea Scrolls		Inactive	45
						Test_Sheffield	Test_Sheffield	Introduction to Dead Sea Scrolls		Active	0
A brief history of time : from the big bang to black holes /	9780553052435; 0553052438; 9780553053401; 055305340X; 053305340X	Bantam Books	1988.	9961010000121		EXLIBRIS_DEFAULT_COURSE	No Course Assigned	Miles Test for HKHA		Inactive	0
A feminist voyage through international relations /	0199951268; 9780199951260; 0199951241; 9780199951246	Oxford University Press	[2014]	99153375700121		POLSCI326	International Relations	International Relations		Inactive	0
A guide to modern econometrics /	0471899828; 9780471899822	John Wiley & Sons	2000.	991470070000121		CN_HISTORY_2020	Modern China History	Introduction to the history of China		Inactive	43
						COMP4500	Advanced Algorithms & Data Structures	Advanced Algorithms & Data Structures	2020	Inactive	54
A history of modern art.	0500235414; 9780500235416	Thames and Hudson	1986.	991318060000121		ART-708	Amedeo Modigliani: his life and art	Amedeo Modigliani: his life and art	2017	Inactive	32
A history of twentieth-century American women's poetry /	9781107137561; 110713756X	Cambridge University Press	2016.	99104006000121		EXLIBRIS_DEFAULT_COURSE	No Course Assigned	permalink saml test (anyone)		Inactive	0
A night to remember /	0141399694; 9780141399690	Viking	2012.	992351130000121		HIST-101				Inactive	45

Key "Dashboard" #3:
Leganto Course
Reading Lists

"Ex Libris – Physical items on reading lists"

Citations that Link to a Specific Source

The screenshot displays a dashboard interface with two main sections: "Selected Columns" and "Filters".

Selected Columns:

Reading List Citation				Courses
Citation Id	Citation Source 1	Citation Source 2	Citation Source	Course Code

Filters:

- ▼ Citation Source begins with <https://contentstore.cla.co.uk>
- OR ▼ Citation Source 1 begins with <https://contentstore.cla.co.uk>
- OR ▼ Citation Source 2 begins with <https://contentstore.cla.co.uk>

“Source URL starts with contentstore ...”

Key “Dashboard” #3:
Leganto Course
Reading Lists

Items in the First Two Sections Not Complete

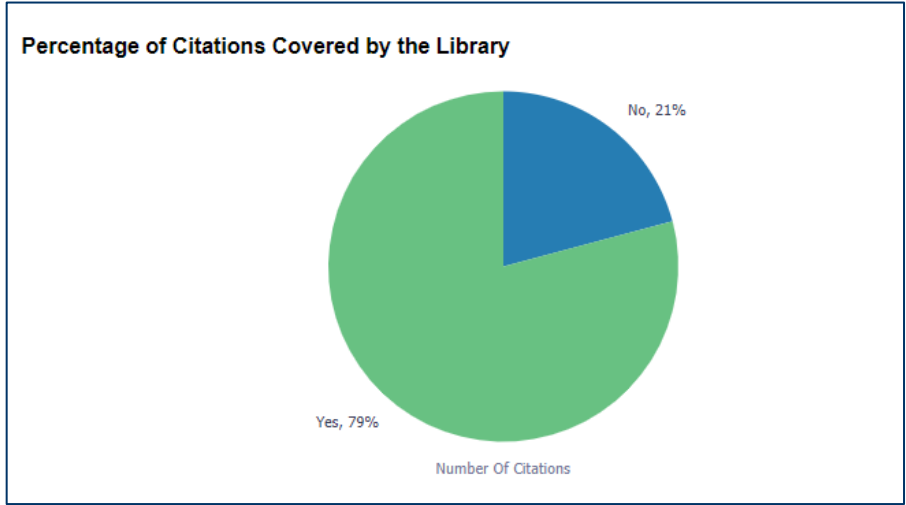
Course Code ▲▼	Reading List Name	Section Order	Citation Id	Citation Status	Title
BIO 313	Intro to Neuroscience	0	5418181850000121	Ready For Processing	Visual neuroscience.
		1	5418243920000121	Ready For Processing	Methods in Insect Sensory Neuroscience
BIO 315	Intro to Neuroscience	1	5418208930000121	Ready For Processing	Methods in Insect Sensory Neuroscience
BIO 316	Intro to Neuroscience	1	5418201580000121	Ready For Processing	Reviewed Work: Methods in Insect Sensory Neuroscience. Frontiers in Neuroscience
BIO 321	Intro to Neuroscience	1	5418203930000121	Ready For Processing	Reviewed Work: Methods in Insect Sensory Neuroscience.
BIO 333	Intro Neuroscience - Eyal	0	5418198460000121	Ready For Processing	The Brain's Way of Healing: Remarkable Discoveries and Recoveries from the Frontiers of Neuroplasticity
		1	5418255160000121	Ready For Processing	Reviewed Work(s): Methods in Insect Sensory Neuroscience. Frontiers in Neuroscience. by Thomas A Christensen
BUS 405	International Leadership Skills	0	5406671000000121	Ready For Processing	Responsible Leadership as Virtuous Leadership
		0	5406671200000121	Ready For Processing	The student leadership challenge : five practices for exemplary leaders
		0	5435277910000121	Ready For Processing	Business analysis
		0	5453342280000121	Ready For Processing	International business risk : a h

“Items in the first two sections which are not complete – active courses...”

Key “Dashboard” #3:
Leganto Course
Reading Lists

Report Your Efforts to Support Courses

- What percentage of course materials are covered by the library collections?
- How many reading lists are complete by day 1?
- How many items did the library purchase for courses?



Key Dashboard #2:
Librarian Usage
Dashboard

Agenda

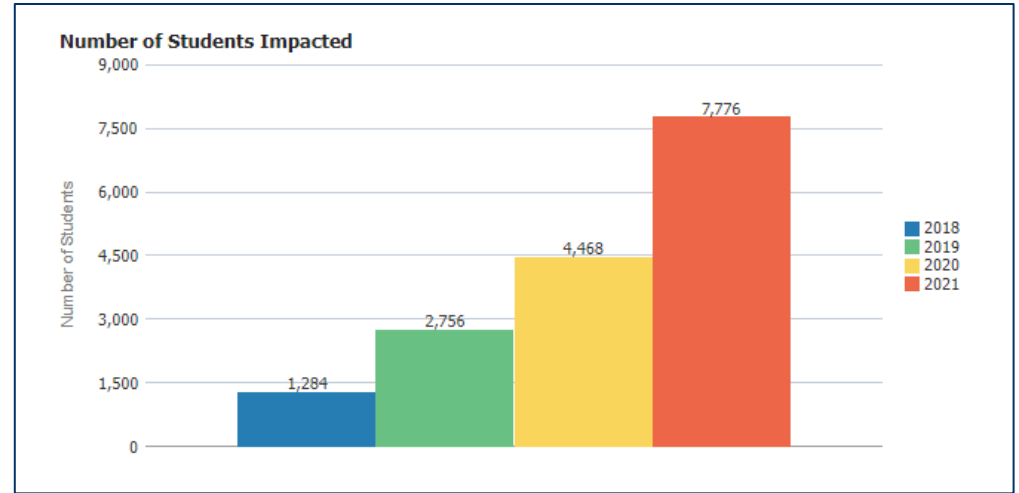


- Overview of Leganto Analytics
- Three Key Dashboards
- Key Reporting Areas
 - Library Workflows
 - **Adoption and Usage**
 - Teaching and Learning Support
 - Support for Strategic Priorities
- Additional Resources

Library
impact

What is the Library's Reach (with Leganto)?

- How many active courses/lists do you have?
- How many unique students use Leganto?
- How many unique instructors use Leganto?
- How many citations does the library support?

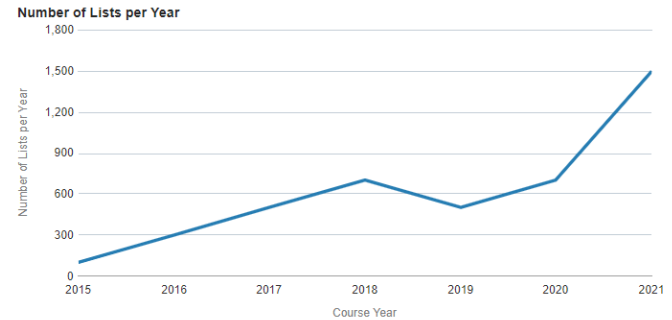


Key Dashboard #2:
Librarian Usage
Dashboard

How has the Library Expanded Its Reach?

- How many courses, reading lists, students, citations does the library support year over year?
- Analyze impact and potential impact and develop growth plan

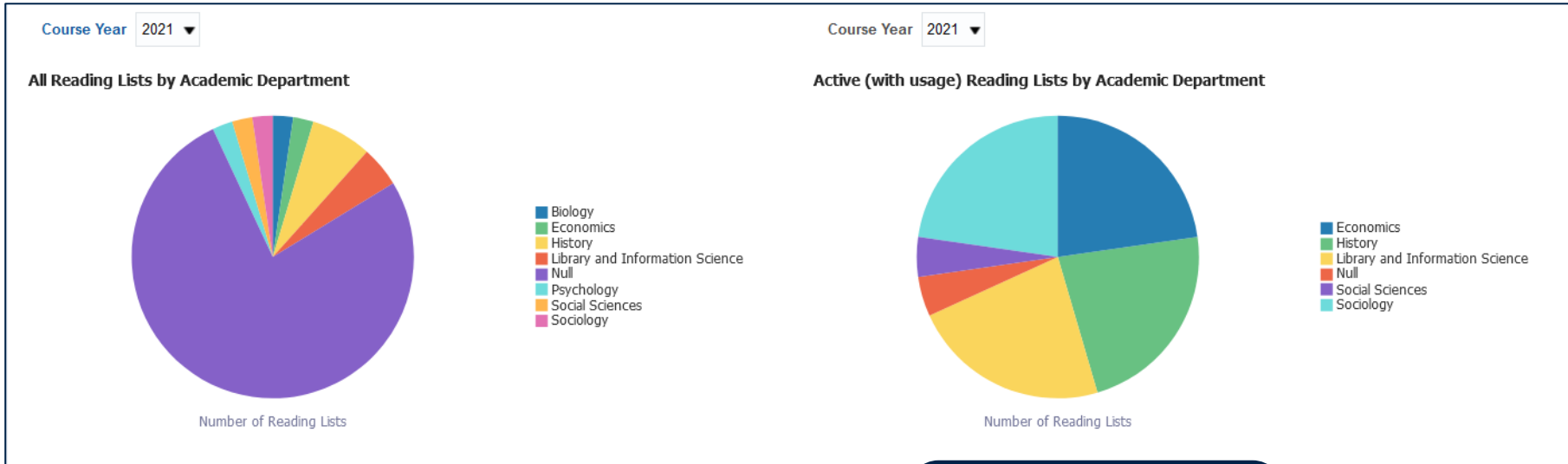
Course Year	Number of Lists per Year	Number of Instructors per Year	Number of Courses per Year	Number of Citations per Year
2015	100	93	98	200
2016	300	293	298	2,700
2017	500	493	498	1,700
2018	700	693	698	2,600
2019	500	493	498	2,300
2020	700	693	698	2,700
2021	1,500	1,493	1,498	11,200



Key Dashboard #2:
Librarian Usage
Dashboard

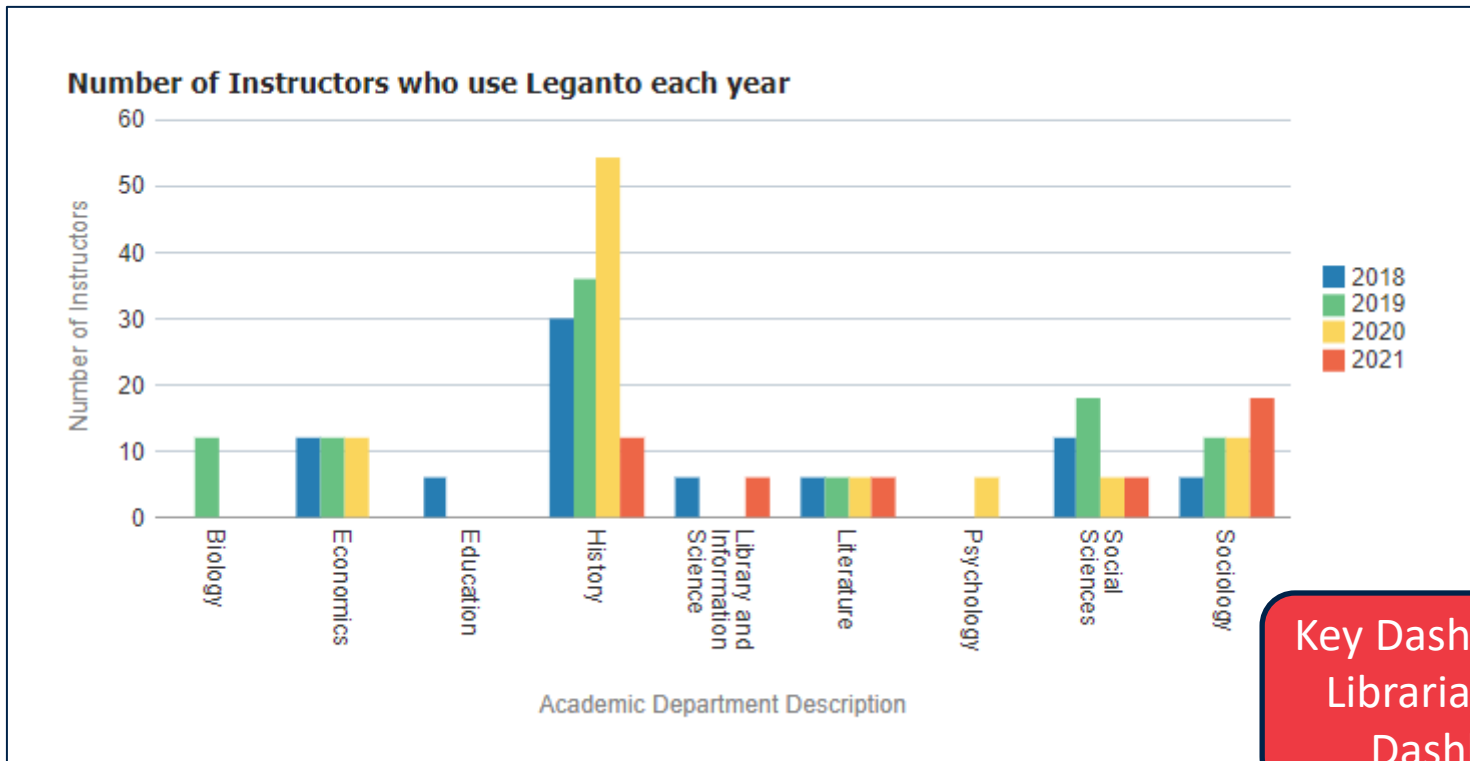
Leverage Leganto Data for Targeted Outreach

Which departments use Leganto?



Key Dashboard #2:
Librarian Usage
Dashboard

Leverage Leganto Data for Targeted Outreach (cont.)



**Key Dashboard #2:
Librarian Usage
Dashboard**

Agenda



- Overview of Leganto Analytics
- Three Key Dashboards
- Key Reporting Areas
 - Library Workflows
 - Adoption and Usage
 - **Teaching and Learning Support**
 - Support for Strategic Priorities
- Additional Resources

Report Departmental Trends

- How many students, courses, lists per academic department?
- How does usage compare to other academic departments?
- Which resources have the highest usage within the department?

20. Usage by Citations

Academic Department	Course Year	Course Code	Course Status	Number of Participants	Reading List Code	Publication Status	Reading List Status	Citation Material Type	Citation ID	Citation Title	Citation Status	Citation Public Tags	Active Students	Students that Viewed Citation	Number of Citations Views	Number of Full Text Views	Students that Viewed Full Text	Number of Discussions	Students Discussions	Number of Likes	Students Comments
HIS	2021	HIST 350	Active	15	HIST 350	Published	Ready For Processing	Article	4731391050000121	Beyond the divide: entangled histories of Cold War Europe. Edited by Simo Mikkonen and Pia Koivunen	Complete	CLR; MND	14	7	131	24	10	2	2	3	
HIS	2021	HIST 350	Active	15	HIST 350	Published	Ready For Processing	Image	4731391080000121	Nuclear Stockpiles, 1945 to 2010	Complete		10	4	14	21	9	1	1	3	
HIS	2021	HIST 350	Active	15	HIST 350	Published	Ready For Processing	Book Chapter	4731391040000121	Legacies of Stalingrad [electronic resource] : remembering the Eastern Front in Germany since	Complete	MND	12	11	80	58	7	1	1	5	

Key Dashboard #1:
Leganto Librarian
Analytics Dashboard

Leverage Usage Data to Provide Guidance

What does a high-usage list look like?

- Does the order of the citations matter?
- Do tags, public notes, or due dates result in more usage?
- Do students use videos more than articles, etc.?
- Are newer items used more frequently?



Use analytics to recommend changes to lists—add notes, tags, or due dates, reorder content, consider candidates for replacement, etc.

29. Details of Citations with High Usage

Activity Score	Citation ID	Citation Material Type	Citation Uploaded File	Citation Due Date	Citation Has Public Note	Citation Public Tags	Citation Order
31%	4731391040000121	Book Chapter	No	No	Yes	MND	1
31%	4731391050000121	Article	No	No	Yes	CLR; MND	0
31%	4731391080000121	Image	Yes	No	No		4
31%	4731391090000121	Book Chapter	Yes	No	Yes	SUPP	5
31%	4731391110000121	Book Chapter	No	No	No	CLR	4
31%	4731391120000121	Article	No	No	No	MND	6
31%	4731391140000121	Article	No	No	No	MND	7
31%	4731391160000121	Article	No	No	No	MND	1
31%	4731391170000121	Video	No	No	No	MND	3
31%	4731391180000121	Article	No	No	No	FR	2
31%	4731391190000121	Article	No	No	No	CLR	4
31%	4731391220000121	Book	No	No	No	MND	0
31%	4731391260000121	Article	No	No	No	EC	1
31%	4797256600000121	Audio Recording	No	No	No	OPT	3
31%	4882593800000121	Video	No	No	No		4
31%	5056186110000121	Document	Yes	No	No	MND	3
31%	5065098890000121	Article	No	No	No		6
31%	5623613530000121	Article	Yes	No	Yes	OPT	2
31%	5631365120000121	Article	Yes	No	No		2

30. Details of Reading Lists with High Usage

Activity Score	Academic Department Description	Publication List Visibility	Number of Citations	Number of Material Types	Reading List Score	Reading List Associated to a Course	Reading List Id
50%	Education	Archived	5	0		Yes	5305509660000121
48%	History	None	64	0			-1
31%	History	All Students Full	38	7	100	Yes	4731391020000121
30%	Null	Draft	7	0	60	Yes	5053995420000121
19%	History	Anyone Full	34	6	97	Yes	2387797610000121
18%	Social Sciences	Archived	23	5	100	Yes	3810108770000121
17%	Null	All Students Full	18	4	80	Yes	5137131450000121
14%	Null	All Students Full	20	4		Yes	5402642810000121
14%	Null	All Students Full	15	1	40	Yes	3937606210000121
13%	History	Anyone Full	16	1	100	Yes	4034250720000121
11%	Economics	All Students Full	18	4	100	Yes	2510266190000121
10%	Null	Anyone Restricted	45	1	100	Yes	5082082080000121
9%	Economics	Anyone Full	24	4	87	Yes	4376933400000121
8%	Sociology	Anyone Full					58214920000121
8%	Null	All Students Full					8526130000121

**Key Dashboard #1:
Leganto Librarian
Analytics Dashboard**

Agenda



- Overview of Leganto Analytics
- Three Key Dashboards
- Key Reporting Areas
 - Library Workflows
 - Adoption and Usage
 - Teaching and Learning Support
 - **Support for Strategic Priorities**
- Additional Resources

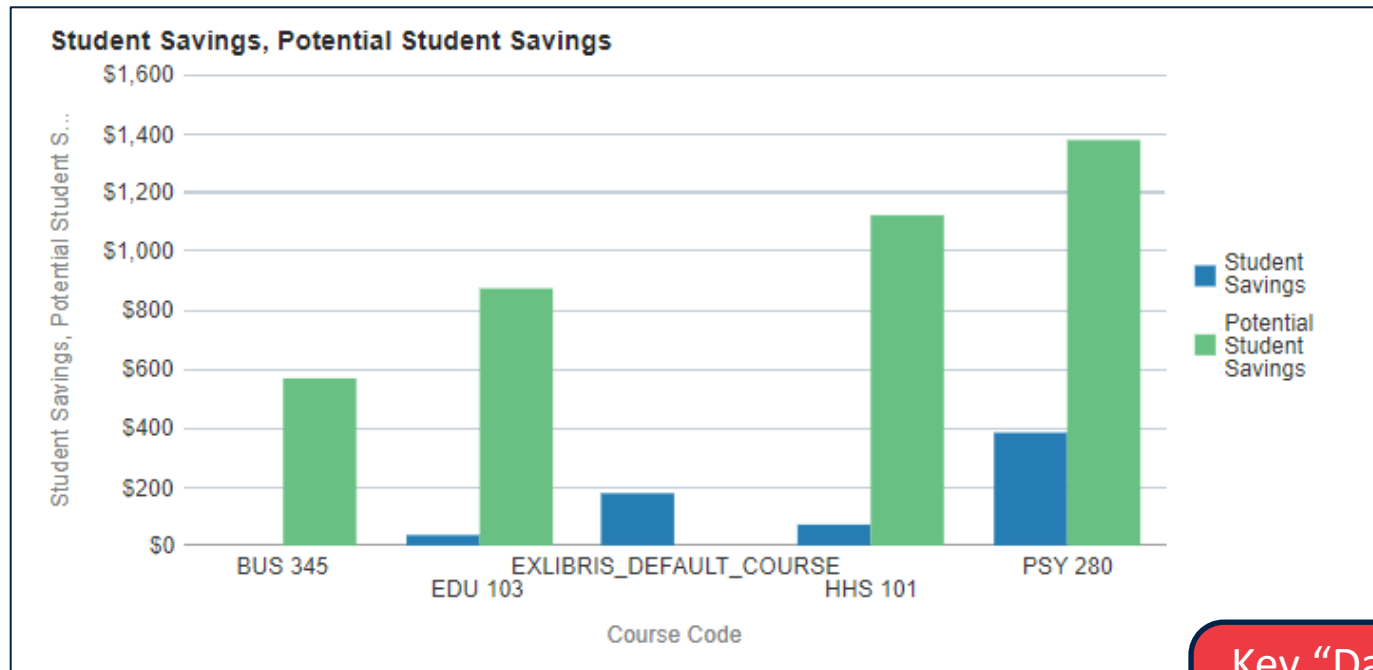
Cost Savings

Leverage usage data and enrollment information combined with cost information to:

- Demonstrate how much the library collection potentially saves students
- Demonstrate the impact of the library collections budget



Student-Savings Measures



Key “Dashboard” #3:
Leganto Course
Reading Lists

Predicting Student Success with Leganto



Curtin University

Student-Retention Prediction Model

“We reached 88% predictive accuracy in identifying at-risk students, a 17% improvement over ‘rule of thumb’ statistical analysis.”

The image shows the cover of a report titled "CAN THE LEGANTO SOLUTION HELP PREDICT STUDENT SUCCESS?". The cover has a light blue background with a green leafy plant in the top right corner. Below the title, it says "Report on Ex Libris-Curtin University Collaboration". At the bottom right, there is a small icon of a folder with a document inside, and a dotted line path leading to it from the bottom left.

CAN THE LEGANTO
SOLUTION HELP PREDICT
STUDENT SUCCESS?

Report on Ex Libris-Curtin University Collaboration

What to Do Next

- Share your message
 - With other library staff
 - With other departments on campus
 - With institutional leaders
 - With other institutions
- In language appropriate to your audience
 - What matters to them?
- In many different ways



Remember to Reframe the Question

- Which departments have Leganto lists?
 - Which departments leverage library resources in the classroom?
- How many courses/reading lists do we have?
 - How many courses does the library support year over year?
- How many active students used Leganto last year?
 - What percentage students used library resources in their courses last year?
- How many instructors use Leganto?
 - How many instructors leverage library resources in courses



- BACK
- My lists
9 lists
- My Collection
78 items
- Notifications
8 new messages
- Reports
- Useful Links

Modern Art: Introduction

Amedeo Clemente Modigliani (1884-1920) was an Italian Jewish painter and sculptor who worked mainly in France. His main subject was portraits and full figures of humans, both in the images and in the sculptures. During his life, Modigliani had little success, but after his death he achieved greater popularity.

In this course, we will learn about Modigliani's life, talk about the impact of other artists on his work, and explore the body of the art he created.

PUBLISHED ART-936 Updated 15 minutes ago 14 items in 3 sections 8/14 items are in process

NEW SECTION OPEN COLLECTION

Week 1: Introduction and Early Period Jan 30, 2017 - Feb 3, 2017

- Add tags to section
- We will start the discussion by focusing on Modigliani biography and his work until graduation.
- Modern Art Theories
Williams, Christopher, The Journal of Aesthetics and Art Criticism 56(4), Oct 01, 1998, 377 - 389
Essential
- ARTICLE Complete View online
- Modigliani

Collaborators

You and 3 others are editing this list

- Gal Darom
- Jim Benson
- Mary Smith
- Matthew Sherlock

Manage collaborators

Suggestions (6)

The following material is suggested for this course

- After Contemporary Art: Actualization and Anachrony
Karlholm, Dan pp. 35 - 54
Suggested by Gal Darom
- The Anti-Sign: Anti-Representationism in Contemporary Art Theory
Versteegen, Ian pp. 215-227 pp. 215 - 227
Suggested by Gal Darom

Hands On


Key Dashboard #2: Librarian Usage Dashboard

1. Alma > Access Analytics
2. Catalog
3. Navigate to the Dashboard:
Shared Folders / Community / Reports /
Shared Reports / Reports /
Leganto Course Reading Lists /
Sample Librarian Dashboard /
Librarian Usage Dashboard (Open)



Copy Report: Number of Students Impacted

1. **Catalog**
2. Find the report: **Number of Students per Year**
3. Select More > **Copy**
4. In the folders, navigate to your **institution folder** and select it
5. In Tasks (lower-left corner) > **Paste**



Agenda



- Overview of Leganto Analytics
- Three Key Dashboards
- Key Reporting Areas
 - Library Workflows
 - Adoption and Usage
 - Teaching and Learning Support
 - Support for Strategic Priorities
- **Additional Resources**

Documentation

- [Filtering by relative dates in Analytics reports](#)
- [Create a Scheduled Analytics Report](#)
- [Understanding Instructor Engagement](#)
- Alma Analytics Subject Areas
 - [Course Reserves](#)
 - [Leganto Instructor Usage Events](#)
 - [Leganto Student Usage](#)



Additional Training Videos

- [Video: Leganto Analytics](#)
 - An introduction Leganto Analytics, including analytics data available to instructors and to the library.

- [Alma Analytics Training](#)
 - Introduction to Analytics, working with reports and dashboards, creating widgets, scheduled reports and dashboards in Alma, and customizing default reports.

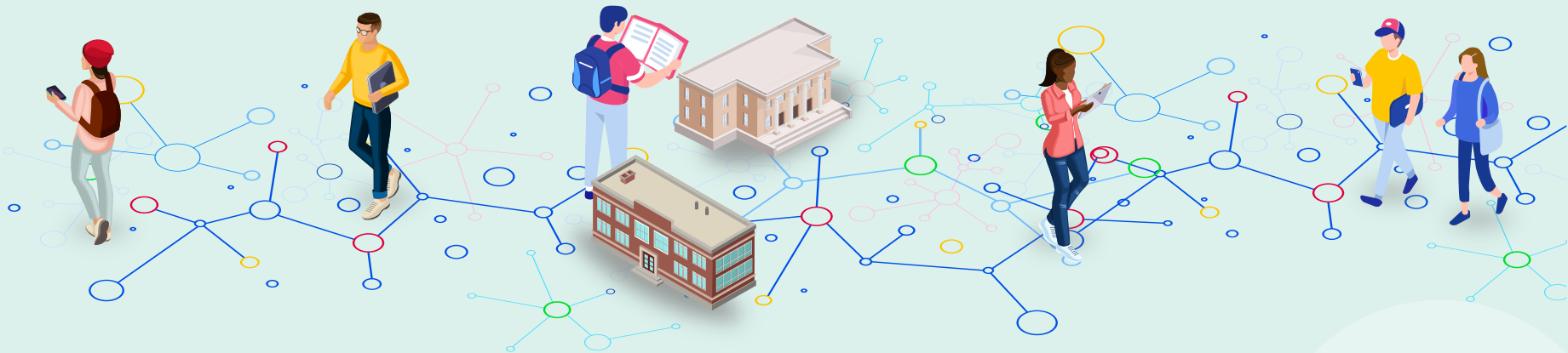
Home » Alma » Product Documentation » Alma Online Help (English) » Analytics

Alma Analytics Subject Areas

- Analytics Usage Tracking
- API Usage
- Benchmark
- Borrowing Requests
- Cost Usage
- Course Reserves**
- Digital Inventory
- Digital Usage
- E-Inventory
- Events
- Fines and Fees
- Fulfillment
- Funds Expenditure
- Leganto Instructor Usage Events**
- Leganto Student Usage**
- Lending Requests
- Licenses
- Link Resolver Usage
- Physical Items
- Physical Items Historical Events
- Purchase Requests (Analytics)
- Requests
- Titles
- Usage Data
- Users

Show less

[https://knowledge.exlibrisgroup.com/Alma/Product_Documentation/010Alma_Online_Help_\(English\)/080Analytics](https://knowledge.exlibrisgroup.com/Alma/Product_Documentation/010Alma_Online_Help_(English)/080Analytics)



Question Time

Thank you!



<https://forms.office.com/r/n9Cr3CKfu1>

EX LIBRIS
Knowledge Days

ExLibris
Part of Clarivate