



Alma Digital - Copyright watermarks for image files

Yoel Kortick
Senior Librarian

EX LIBRIS
Knowledge Days

ExLibris®
Part of Clarivate

Agenda



- Introduction
- The three steps for defining copyright watermarks
- Our sample image file
- Let's set it up
- Let's see it live



Introduction

Introduction

- It is possible to add copyright watermarks for image files.
- The watermarks can appear in a specific position on the image or repeated across the image.
- The watermarks are part of the overall copyright statement and allow the institution to ensure the proper use of the images.
- See also
- On line help: [Configuring Digital Watermarks](#)
- YouTube Video: [Copyright watermarks for image files.](#)



The three steps for defining copyright watermarks

The three steps for defining copyright watermarks

- The flow for defining and using copyright watermarks for image files is as follows:
 1. Create a digital watermark
 2. Attribute the watermark to a “Copyrights Statements – Digital”
 3. Attribute the “Copyrights Statements – Digital” to a digital representation



Our sample image file

Our sample image file

- We will use “Cyclamen photographed 20200315”

View Online

Digital Version(s) Availability
Showing 1 of 1 results

Alma viewer 

1 file/s (jpg, 4.37 MB)


Details

Title	Cyclamen photographed 20200315
Creator	Kortick, Yoel Senior Librarian 1971- Photographer >
Description	Flowers photographed by Yoel
Other title	רִקְפָּת >
Creation Date	2020
Format	image file JPG
Source	Alma
Subject	Flowers -- Israel >
Collection Path	🏠 COLLECTIONS / Flowers of Israel / Flowers photographed by Yoel /

Our sample image file

- It currently appears without the watermark

Cyclamen photographed 20200315 / Cyclamen (רקפת) photographed 20200315



» Description

Title:
Cyclamen photographed
20200315

Material Type:
Visual material

Creator:
Kortick, Yoel Senior
Librarian 1971-
Photographer

Subject:
Flowers--Israel.

Description:
Flowers photographed by
Yoel

Date of Publication:
2020

Short Title:
Cyclamen photographed
20200315

Collection Path:
↑ COLLECTIONS /

Our sample image file

- Here it is in full screen mode





Let's set it up

Let's set it up

- We will define this image to be our watermark, and we will call it “Creative Commons” (from <https://mirrors.creativecommons.org/presskit/buttons/88x31/png/by.png>)



Let's set it up

- Access the Digital Watermark configuration at “Configuration > Fulfillment > Copyright Management > Digital Watermark”



Copyright Management
Digitization and Copyright Rules
Access Rights
Copyright Declaration
Copyrights Statements - Digital
Digital Watermark
Resource Sharing
Copyright Declaration
Copyright Publishers
Citation Default Copyright Status
Leganto Copyright Settings
Copyright approval reasons
Copyright reject reasons



Let's set it up

- Add a watermark

Configuring: Alma University ▾

Digital Watermarks

1 - 3 of 3

[+ Add Watermark](#)  


	Active	Name	Description	
1	<input checked="" type="checkbox"/>	CC_BY_NC	-	...
2	<input checked="" type="checkbox"/>	KDT - Creative Commons Copyright Image Watermark	Creative Commons is an American non-profit organization and international network devoted to educational שלום ...access and expanding the range of creat	...
3	<input checked="" type="checkbox"/>	The IGeLU 2022 watermark	-	...

Let's set it up

Watermark Details

Name* **Creative Commons**

Description **Creative Commons is a nonprofit organization that helps overcome legal obstacles to the sharing of knowledge and creativity to address the world's most pressing challenges. (<https://creativecommons.org/about/>)**

Image*  Creative Commons.png (12.29 KB)

Repeat Across File **No**

Position **Center**

Cancel OK



Note that we have defined the watermark to appear in the center of the image

Here we have defined that the watermark will appear once and not "repeat across file"

Let's set it up

- Now the digital watermark is defined

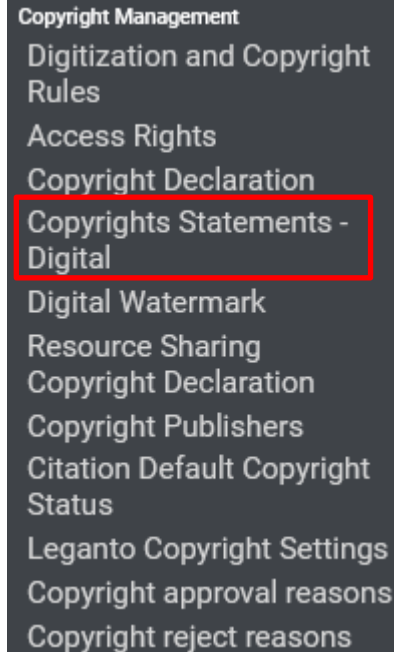
< Digital Watermarks Cancel

1 - 4 of 4 + Add Watermark  

	Active	Name	Description	
1	<input checked="" type="checkbox"/>	CC_BY_NC	-	...
2	<input checked="" type="checkbox"/>	KDT - Creative Commons Copyright Image Watermark	Creative Commons is an American non-profit organization and international network devoted to educational שלום ...access and expanding the range of creat	...
3	<input checked="" type="checkbox"/>	The IGeLU 2022 watermark	-	...
4	<input checked="" type="checkbox"/>	Creative Commons	Creative Commons is a nonprofit organization that helps overcome legal obstacles to the sharing of knowledge and creativity to address the world&rsquo...	...

Let's set it up

- Attribute the watermark to a copyrights statement at “Configuration > Fulfillment > Copyright Management > Copyrights Statements - Digital”



Copyright Management
Digitization and Copyright Rules
Access Rights
Copyright Declaration
Copyrights Statements - Digital
Digital Watermark
Resource Sharing
Copyright Declaration
Copyright Publishers
Citation Default Copyright Status
Leganto Copyright Settings
Copyright approval reasons
Copyright reject reasons

Let's set it up

- We will edit existing copyrights statement “Attribution 4.0 International (CC BY 4.0)”

Copyrights Statements - Digital

Boilerplate

1 - 21 of 21

Name	URI	Code	Obtrusive	Watermark	
1 Attribution 4.0 International (CC BY 4.0)	https://creativecommons.org/licenses/by/4.0/	exl_otb_CC-3		-	⋮
2 Attribution-NoDerivatives 4.0 International (CC BY-ND 4.0)	https://creativecommons.org/licenses/by-nd/4.0/	exl_otb_CC-5	✓	-	Edit

Let's set it up

- Add the watermark to the copyrights statement

Name* Attribution 4.0 International (CC BY 4.0) 

URI <https://creativecommons.org/licenses/by/4.0/> 

Content* This title is licensed under Attribution 4.0 International (CC BY 4.0) License. 

Obtrusive

Watermark Creative Commons 

Click here to see a list of all defined watermarks and choose one

Let's set it up

- Note that it is also possible to add a column to the list of “Copyrights Statements – Digital” for the watermark

< Copyrights Statements - Digital Back

Boilerplate

1 - 21 of 21

Name	URI	Code	Obtrusive	Watermark	
1 Attribution 4.0 International (CC BY 4.0)	https://creativecommons.org/licenses/by/4.0/	ex_l_otb_CC-3		Creative Commons	...
2 Attribution-NoDerivatives 4.0 International (CC BY-ND 4.0)	https://creativecommons.org/licenses/by-nd/4.0/	ex_l_otb_CC-5	✓	-	...
3 Attribution-NonCommercial 4.0 International (CC BY-NC 4.0)	https://creativecommons.org/licenses/by-nc/4.0/	ex_l_otb_CC-6	✓	CC_BY_NC	...

Let's set it up

- Attribute the copyrights statement to a digital representation

Digital Representation Resource Editor

Relink to another bibliographic record | Cancel | Save

Cyclamen photographed 20200315 Kortick, Yoel Senior Librarian 1971- Photographer 2020

General Information | Files List | Notes | History

Properties

● Active ○ Inactive

Usage Type* Master Library* Main Library

PO Line

Label

Auto-Generate Label

Public Note

Entity Type Provenance ID

Rights

Access rights

Copyrights Attribution 4.0 International (CC BY 4.0)

This is the example we saw earlier that did not have a watermark

This is the copyrights statement that has the watermark



Let's see it live

Let's see it live

TOP

SEND TO

QUICK ACCESS

VIEW ONLINE

DETAILS

COLLECTION

LINKS

TAGS

Quick Access

Cyclamen (תפוח) photographed 20200315




In the quick access the watermark appears once in the center as we defined

Let's see it live

- Now we will view in the Alma Viewer

View Online

Digital Version(s) Availability
Showing 1 of 1 results

<p>Alma viewer 1 file/s (jpg, 4.37 MB) © All rights reserved</p>	
---	---

Details

Title	Cyclamen photographed 20200315
Creator	Kortick, Yoel Senior Librarian 1971- Photographer >
Description	Flowers photographed by Yoel

Let's see it live

Cyclamen photographed 20200315 / Cyclamen (רקפת) photographed 20200315



In the quick access the watermark appears once in the center as we defined



Let's see it live

- Now we have changed the position of the watermark to be on the top left

Watermark Details

Name*

Description

Image  

Repeat Across File

Position

Let's see it live

The watermark appears once in the top left as we defined



Thank you!

xxx@exlibrisgroup.com



EX LIBRIS
Knowledge Days

ExLibris®
Part of Clarivate