



# Primo Studio

Natalia Entin - Technical Support Analyst

Troy Gnat - Technical Support Analyst

EX LIBRIS  
*Knowledge Days*

ExLibris<sup>®</sup>  
Part of Clarivate

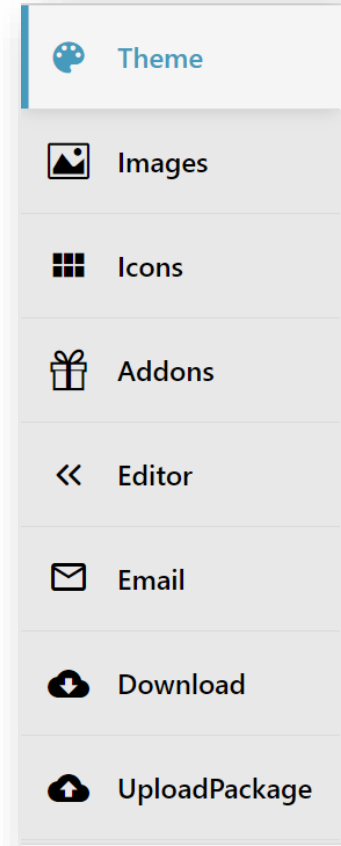
# Agenda



- **Primo Studio**
- **Customization Package**
- **Using Primo Studio to customize Primo**
- **Live Demonstration**

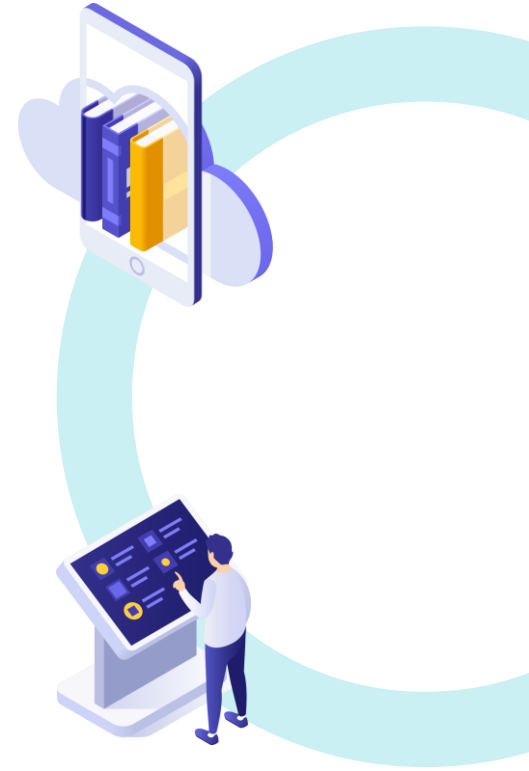
# What is Primo Studio?

- Environment to test UI customizations
- Allows customization of
  - Colors
  - Images and icons
  - Apply add-ons
  - Change and test CSS and HTML
  - Edit Email template
  - Download your changes
  - Upload current customizations



# Accessing Primo Studio

- Browser
  - <http://primo-studio.exlibrisgroup.com>
- Alma
  - Discovery tab



# Accessing Primo Studio - Browser

- <http://primo-studio.exlibrisgroup.com>

## Primo Studio Configuration

*Enter Primo UI base url and view that you would like to use for preview the customization on.*

Primo URL

Primo View

Primo VE

Use Central Package

**▶ Start your studio with the above details**

# Example

[https://na07.primo.exlibrisgroup.com/discovery/search?vid=TRAINING\\_2\\_INST:ELUNA2023](https://na07.primo.exlibrisgroup.com/discovery/search?vid=TRAINING_2_INST:ELUNA2023)

## Primo Studio Configuration

Enter Primo UI base url and view that you would like to use for preview the customization on.

Primo URL

Primo View

Primo VE

Use Central Package

[▶ Start your studio with the above details](#)

# Example – wrong view format

ExLibris PRIMO STUDIO

Theme

Change Primo's entire color theme with granular control over base colors

primary	#53738C	
secondary	#A9CDD6	
background	#ffffff	
links	#5C92BD	
warning	#ff6347	
positive	#0f7d00	
negative	#808080	
notice	#e08303	

Preview is running [Back to Configuration](#)

# Accessing Primo Studio - Alma

**Discovery > Display Configuration > Configure Views > Edit View > Manage Customization Package**

The screenshot shows the 'View Configuration' page in Alma. At the top, there is a navigation breadcrumb: '< View Configuration'. To the right are 'Back' and 'Save' buttons. Below the breadcrumb is a horizontal menu with tabs: 'General', 'Links Menu', 'Search Profile Slots', 'Advanced Search Configuration', 'Brief Results', 'Brief Record Display', and 'Full Record Services'. The 'Manage Customization Package' section is active. It contains a 'Create Customization Package' dropdown menu with a 'Go to Primo Studio' link highlighted by an orange box. Below this is a 'Download Package' section with a table of packages and their download buttons.

Download Package	
Template View Customization Package	Download
Current View Customization Package	Download
No Package Loaded	



# Primo Studio Interface

The image shows the Primo Studio interface, which is used for configuring the Primo search interface. The interface is split into two main sections: a configuration panel on the left and a preview of the search interface on the right.

**Configuration Panel (Left):**

- Theme:** Change Primo's entire color theme with granular control over base colors.
- Images:** (Icon)
- Icons:** (Icon)
- Addons:** (Icon)
- Editor:** (Icon)
- Email:** (Icon)
- Download:** (Icon)
- UploadPackage:** (Icon)

**Color Theme Settings:**

Property	Hex Code	Color
primary	#53738C	Dark Blue
secondary	#A9CDD6	Light Blue
background	#ffffff	White
links	#5C92BD	Medium Blue
warning	#ff6347	Red
positive	#0f7d00	Green
negative	#808080	Grey
notice	#e08303	Orange

**Preview:** Preview is running. [Back to Configuration](#)

**Main Interface (Right):**

- Navigation:** JOURNAL SEARCH, TAGS, LIBRARY SEARCH, ILL REQUEST, ...
- Search Bar:** Search anything. ADVANCED SEARCH.
- Content:**
  - How does this work?**

Primo provides simple, one-stop searching for books and e-books, videos, articles, digital media, and more.

Primo also helps you manage your research. Sign-in in order to:

    - Renew books and videos
    - Create favoriet lists
    - Export citations to Refworks and Endnote Web
    - View full search results. (Some databases, only show results when you're signed in.)
  - Where can I get help?**

Ask a librarian how to start your search
  - Questions? Comments?**

Let us know what you think!

# Customization package

- What is Customization package
- Manage Customization Package
- Customization Package structure



# What is the Customization Package?

- Allows you to brand your Primo UI
- Allows you to create and manage the CSS, HTML, JavaScript, and image files in Primo
- Create a Central Package
- If no customized packages are loaded, the system will use the out-of-the-box configurations

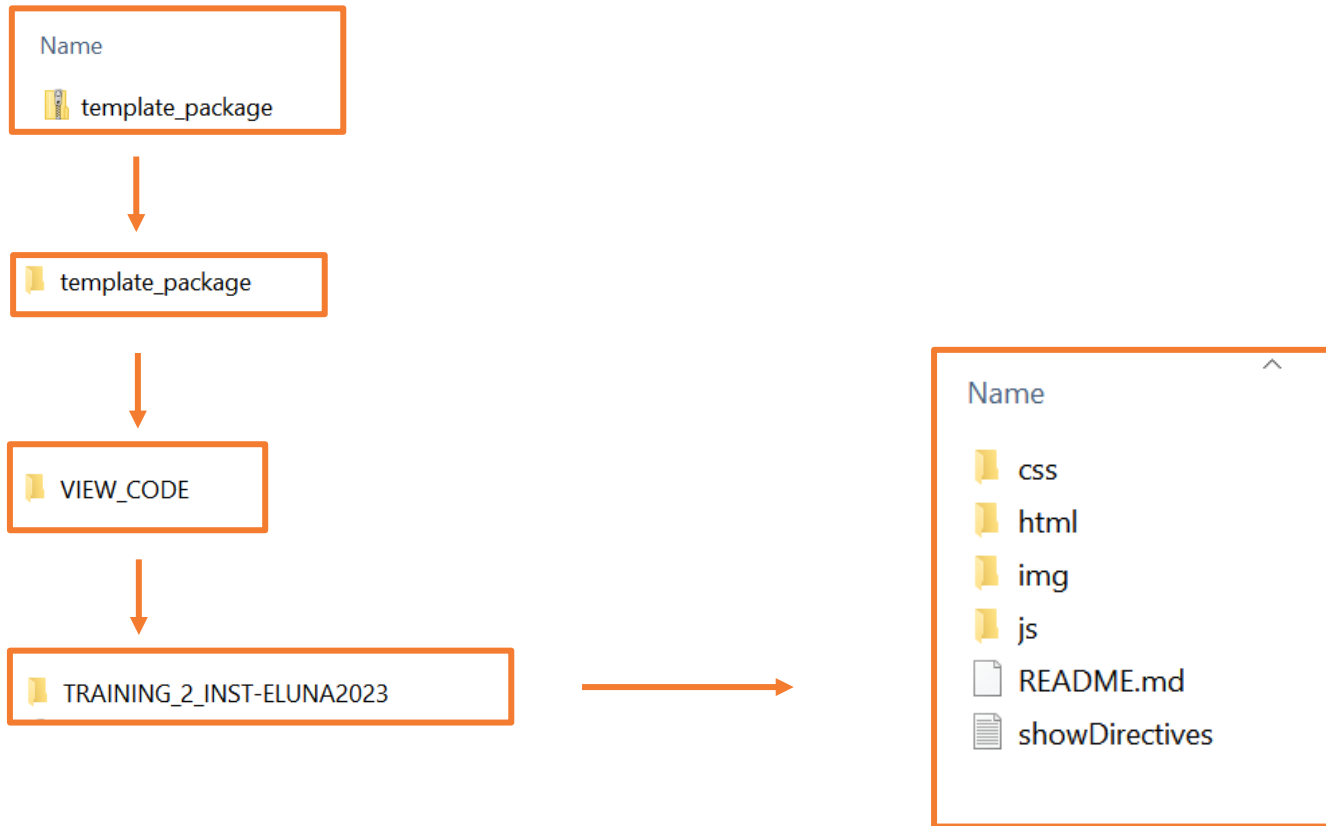
# Customization Package Manager

- Discovery > Display Configuration > Configure Views > Edit Selected View > Manage Customization Package tab



The screenshot displays the 'Manage Customization Package' interface within the ExLibris system. The interface is titled 'View Configuration' and includes a navigation menu on the left with options like 'Alma PRODUCTION', 'Market', 'Acquisitions', 'Resources', 'Discovery', 'Fulfillment', 'Admin', 'Analytics', 'Show MDE', and 'Configuration'. The main content area is divided into several sections, each with a dropdown arrow:

- Create Customization Package:** Includes a 'Go to Primo Studio' link.
- Download Package:** Contains two 'Download' buttons for 'Template View Customization Package' and 'Current View Customization Package', and a 'No Package Loaded' message.
- Upload Package:** Features a text input for 'Customization Package' and an 'Upload' button.
- Upload Logo:** Includes an 'Upload Logo File' input with an 'Upload' button, and a 'Logo Clickable URL' input with an information icon.
- Upload Templates:** Contains an 'Upload Email Template' input with an 'Upload' button, and a 'Use Classic Email Template' checkbox.

# Customization package structure



# CSS folder



Name	Status	Date modified	Type	Size
 custom1	✔	5/26/2016 5:48 AM	Cascading Style Shee...	1 KB
 README.md	✔	5/1/2016 8:08 AM	MD File	4 KB

Default custom1.css





```
/*Uncomment the following lines to move facets to the left*/  
/*  
prm-search > md-content.md-primoExplore-theme .main {  
  display: -webkit-flex; !* Safari *!  
  -webkit-flex-flow: row-reverse wrap; !* Safari 6.1+ *!  
  display: flex;  
  flex-flow: row-reverse wrap;  
}  
.screen-gt-sm .sidebar{  
  webkit-flex: 0 0 15%;  
  flex: 0 0 15%;  
}  
*/
```





# HTML folder

Name	Status	Date modified	Type	Size
 homepage	✓	8/28/2016 9:33 AM	File folder	
 README.md	✓	5/1/2016 8:08 AM	MD File	1 KB





Name	Status	Date modified	Type	Size
 homepage_en	✓	11/25/2019 3:05 AM	Chrome HTML Docu...	3 KB
 README.md	✓	5/1/2016 8:08 AM	MD File	1 KB

# Image folder

Name	Status	Date	Type	Size	Tags
 favicon	✓	4/28/2023 9:07 PM	ICO File	5 KB	
 icon_book	✓	4/28/2023 10:15 PM	PNG File	1 KB	
 library-logo	✓	4/28/2023 9:07 PM	PNG File	9 KB	
 README.md	✓	5/1/2016 8:09 AM	MD File	1 KB	



# JavaScript folder

Name	Status	Date modified	Type	Size
 custom	✓	7/11/2016 2:37 AM	JavaScript File	1 KB
 README.md	✓	7/11/2016 2:47 AM	MD File	8 KB

```
(function () {  
    "use strict";  
    'use strict';  
  
    var app = angular.module('viewCustom', ['angularLoad']);  
  
    /*****  
        /*In case of CENTRAL_PACKAGE - comment out the below line to replace the other module definition*/  
        /*var app = angular.module('centralCustom', ['angularLoad']);*/  
    *****/  
  
})
```

# Using Primo Studio to customize Primo



ExLibris PRIMO STUDIO

Change Primo's entire color theme with granular control over base colors

primary	#53738C	
secondary	#A9CDD6	
background	#ffffff	
links	#5C92BD	
warning	#ff6347	
positive	#0f7d00	
negative	#808080	
notice	#e08303	

● Preview is running ■ Back to Configuration

ExLibris

JOURNAL SEARCH TAGS LIBRARY SEARCH ILL REQUEST ...

Search anything

ADVANCED SEARCH

How does this work?

Primo provides simple, one-stop searching for books and e-books, videos, articles, digital media, and more.

Primo also helps you manage your research. Sign-in in order to:

- Renew books and videos
- Create favoriets lists
- Export citations to Refworks and Endnote Web
- View full search results. (Some databases, only show results when you're signed in.)

Where can I get help?

Ask a librarian how to start your search

Questions? Comments?

Let us know what you think!

ExLibris PRIMO STUDIO

ExLibris

JOURNAL SEARCH TAGS LIBRARY SEARCH ILL REQUEST ...

Search anything

ADVANCED SEARCH

Theme Upload image files to replace Primo's logo and favicon

Images

Library Logo: Choose logo file

Library Favicon: Choose favicon

Library Icons Svg: Choose icons svg

Resource icons: Choose resource type icons

Upload images

Revert image changes

Preview is running Back to Configuration

How does this work?

Primo provides simple, one-stop searching for books and e-books, videos, articles, digital media, and more.

Primo also helps you manage your research. Sign-in in order to:

- Renew books and videos
- Create favoriets lists
- Export citations to Refworks and Endnote Web
- View full search results. (Some databases, only show results when you're signed in.)

Where can I get help?

Ask a librarian how to start your search

Questions? Comments?

Let us know what you think!

The screenshot displays the ExLibris Primo Studio interface. On the left, a sidebar contains navigation options: Theme, Images, Icons (selected), Addons, Editor, Email, Download, and UploadPackage. The main area is titled "Change Primo's entire set of icons with your own icons". A list of icons is shown, including prm\_pin, prm\_unpin, expand-list, collapse-list, dots-horizontal, envelope-outline, library, and sign-in. An "Update Icons" button is at the bottom of this list. A search icon selection panel is open, showing a grid of icons for search, navigation, and actions. The main interface shows a search bar with "Welcome" and "Library Catalog" dropdown, and a search button. Below the search bar, a yellow banner prompts "Sign in to get complete results and to request items". The search results page shows a list of books, including "A cold welcome : the Little Ice Age and Europe's encounter with North America" and "The Best short plays, 1981". A sidebar on the right offers filters for "Refine your results", "Sort by", "Availability", "Subject", "Author/Creator", "Library", "Location", "Resource Type", and "Creation Date".

**ExLibris PRIMO STUDIO**

Theme  
Images  
Icons  
Addons  
Editor  
Email  
Download  
UploadPackage

Add features and addons developed and maintained by the Primo community  
[Followed by terms of use](#)  
Filter Add-ons: All

**Yewno Primo Addon**  
**Hook: prm-back-to-library-search-button-after**  
This widget presents a mini Yewno Discover knowledge map on a webpage. Given a query via Primo, it fetches and renders the closest matching concept and its top related concepts from the Yewno concept graph.  
View in Github **+ Add**

**help-menu-topbar**  
**Hook: prm-search-bookmark-filter-after**  
Embed a menu of custom help information in the top menu bar

Preview is running **Back to Configuration**

**ExLibris** JOURNAL SEARCH TAGS LIBRARY SEARCH ILL REQUEST ... Sign in Menu

Search anything ADVANCED SEARCH

**primo-explore-search-bar-sub-menu**  
**Hook: prm-search-bar-after**  
Add a nav bar underneath the search bar to provide additional links in the primo-explore UI  
View in Github **Remove**

How does this work?  
Primo provides simple, one-stop digital media, and more.  
Primo also helps you manage your...  
• Renew books and videos  
• Create favoriet lists  
• Export citations to Refworks  
• View full search results. (Signed in.)

Questions? Comments?  
Let us know what you think!

ExLibris PRIMO STUDIO

ExLibris

JOURNAL SEARCH TAGS LIBRARY SEARCH ILL REQUEST ...

Sign in Menu

Search anything

ADVANCED SEARCH

Sign in to get complete results and to request items Sign in DISMISS

How does this work?

Primo provides simple, one-stop searching for books and e-books, videos, articles, digital media, and more.

Primo also helps you manage your research. Sign-in in order to:

- Renew books and videos
- Create favoriets lists
- Export citations to Refworks and Endnote Web
- View full search results. (Some databases, only show results when you're signed in.)

Where can I get help?

Ask a librarian how to start your search

Questions? Comments?

Let us know what you think!

Change Primo's customization >>  
package contents to manage Primo's view

**TRAINING\_2\_INST:ELUNA2023**

```
css\  
html\  
img\  
js\  

```

Your Current studio-editor.css:

```
1
```

Preview is running Back to Configuration

# Editor - CSS

**ExLibris PRIMO STUDIO** <<

Change Primo's customization package contents to manage Primo's view >>

[TRAINING\\_2\\_INST:ELUNA2023\css](#)  
[custom1.css](#) - **READ ONLY**

Your Current studio-editor.css:

```
1
```

Apply Changes

Preview is running ■ Back to Configuration

**ExLibris** JOURNAL SEARCH TAGS LIBRARY SEARCH ILL REQUEST ... Sign in Menu

Search anything **ADVANCED SEARCH**

How does this work?  
Primo provides simple, one-stop searching for books and e-books, videos, articles, digital media, and more.  
Primo also helps you manage your research. Sign-in in order to:

- Renew books and videos
- Create favoriets lists
- Export citations to Refworks and Endnote Web
- View full search results. (Some databases, only show results when you're signed in.)

Where can I get help?  
[Ask a librarian how to start your search](#)

Questions? Comments?  
[Let us know what you think!](#)



# HTML - email

ExLibris PRIMO STUDIO

- Theme
- Images
- Icons
- Addons
- Editor
- Email**
- Download
- UploadPackage

Change Primo's customization package contents to manage Primo's view

[TRAINING\\_2\\_INST:ELUNA2023\html\email\homepage\...](#)

Your Current studio-editor.css:

Apply Changes

Preview is running Back to Configuration

Change Primo's customization package contents to manage Primo's view

[TRAINING\\_2\\_INST:ELUNA2023\html\email\\_en.tmpl.html](#)

Your Current email\_en.tmpl.html:

```
1 <!-- HEADER -->
2 <table style="width: 600px;
3   display: block
4   !important;
5   max-width: 600px
6   !important;
7   margin: 0 auto
8   !important;
9   clear: both !important;
10  border-spacing: 0
11  !important;
12  padding: 0 !important;
13  border-top-left-radius:
14  15px !important;
15  border-top-right-radius:
16  15px !important;"
17  align="center"
18  bgcolor="#4d6b82"
19  border="0"
20  ...
```

Apply Changes

LIBRARY SEARCH ILL REQUEST ... Sign in Menu

ADVANCED SEARCH

Where can I get help?  
Ask a librarian how to start your search

ExLibris PRIMO STUDIO

Theme  
Images  
Icons  
Addons  
Editor  
Email  
Download  
UploadPackage

Change Primo's customization package contents to manage Primo's view

TRAINING\_2\_INST:ELUNA2023\html\homepage\_en.html

Your Current homepage\_en.html:

```
1 <md-content layout-  
2 xs="column" layout="row">  
3 <div flex="60"  
4 layout="column">  
5 <md-card  
6 class="default-card">  
7 <md-card-title>  
8 title-text>  
9 <span  
10 class="md-headline">How does  
11 this work?</span>  
12 </md-card-  
title-text>  
</md-card-title>  
<md-card-content>  
<p>  
Primo
```

Apply Changes

Preview is running Back to Configuration

ExLibris

JOURNAL SEARCH TAGS LIBRARY SEARCH ILL REQUEST ...

Search anything

ADVANCED SEARCH

How does this work?

Primo provides simple, one-stop searching for books and e-books, videos, articles, digital media, and more.

Primo also helps you manage your research. Sign-in in order to:

- Renew books and videos
- Create favoriets lists
- Export citations to Refworks and Endnote Web
- View full search results. (Some databases, only show results when you're signed in.)

Where can I get help?

Ask a librarian how to start your search

Questions? Comments?

Let us know what you think!

# Editor – img folder

The screenshot displays the ExLibris Primo Studio Editor interface. On the left is a sidebar with navigation options: Theme, Images, Icons, Addons, Editor (selected), Email, Download, and UploadPackage. The main area shows the configuration for the 'img' folder, with the file path `TRAINING_2_INST:ELUNA2023\img\custom-ui.svg`. Below this, a code editor shows the following SVG code:

```
1 <svg
  xmlns="http://www.w3.org/2000/svg"
  xmlns:xlink="http://www.w3.org/1999/xlink" width="24"
  height="5000" viewBox="0 0 24 5000">
2 </svg>
3
```

Buttons for 'Apply Changes' and 'Back to Configuration' are visible at the bottom of the editor. The top navigation bar includes 'JOURNAL SEARCH', 'TAGS', 'LIBRARY SEARCH', 'ILL REQUEST', and a search bar with the text 'Search anything'. The main content area on the right contains informational text and a help section.

How does this work?  
Primo provides simple, one-stop searching for books and e-books, videos, articles, digital media, and more.  
Primo also helps you manage your research. Sign-in in order to:

- Renew books and videos
- Create favoriets lists
- Export citations to Refworks and Endnote Web
- View full search results. (Some databases, only show results when you're signed in.)

Where can I get help?  
[Ask a librarian how to start your search](#)

Questions? Comments?  
Let us know what you think!

ExLibris PRIMO STUDIO

Change Primo's customization >>  
package contents to manage Primo's view

[TRAINING\\_2\\_INST:ELUNA2023.js](#)

[custom.js - READ ONLY](#)  
[custom.module.js - READ ONLY](#)

Your Current studio-editor.css:

```
1
```

Apply Changes

● Preview is running ■ Back to Configuration

ExLibris

JOURNAL SEARCH TAGS LIBRARY SEARCH ILL REQUEST ...

Search anything

ADVANCED SEARCH

### How does this work?

Primo provides simple, one-stop searching for books and e-books, videos, articles, digital media, and more.

Primo also helps you manage your research. Sign-in in order to:

- Renew books and videos
- Create favoriets lists
- Export citations to Refworks and Endnote Web
- View full search results. (Some databases, only show results when you're signed in.)

### Where can I get help?

[Ask a librarian how to start your search](#)

### Questions? Comments?

Let us know what you think!

The screenshot displays the ExLibris Primo Studio interface for editing email templates. On the left is a sidebar with navigation options: Theme, Images, Icons, Addons, Editor, Email (selected), Download, and UploadPackage. The main area is split into two panes. The left pane shows the HTML code for the email template, with an orange box highlighting the code and a control panel below it. The right pane shows a preview of the email, with an orange box highlighting the content and a red box highlighting a disclaimer.

ExLibris PRIMO STUDIO

Customize the Primo Email template using the advanced HTML editor for more options. When done, approve the changes and then download the changes and upload them via the Primo Admin

```
17 <prn-logo  
18 style="height: 66px;"></prn-  
19 logo>  
20 </td>  
21 </tr>  
22 </tbody>  
23 <!-- BODY -->  
24 <table style="width: 600px;  
25 display: block !important;  
26 max-width: 600px  
27 !important;  
28 margin: 0 auto !important;  
29 clear: both !important;  
30 border-spacing: 0  
31 !important;  
32 padding: 0 !important;"  
33 align="center" border="0"  
34 cellpadding="0"
```

Apply Temporary Changes

Approve Template

Download

Preview is running Back to Configuration

ExLibris

*Note: This is a preview note*

Article  
**How to customize Primo Email/Primo template via Primo Studio**  
Suggested by ExLibris Primo ; Suggested by ExLibris Primo  
2019

Checked out at Somewhere Main Library (CallNumber) and other locations

Article  
**Customization template should be downloaded and uploaded via your Primo Admin**  
It ain't over...till you download ; It ain't over...till you download  
2019

Checked out at Main Library Another Library (Other Call Number) and other locations


Please note we make the best effort to ensure that this message is error and virus-free. If you don't trust the sender of this message do not click on any of the above links, respond to the email, or provide any sensitive information.

# Download

The screenshot shows the ExLibris PRIMO STUDIO interface. On the left is a vertical navigation menu with the following items: Theme, Images, Icons, Addons, Editor, Email, Download (highlighted in blue), and UploadPackage. The main content area on the right displays the text "Download the entire customization package" and a "Download" button with a download icon. This button and the text above it are enclosed in an orange rectangular box.

# Upload Package

The screenshot displays the ExLibris Primo Studio interface. On the left, a sidebar contains a list of menu items: Theme, Images, Icons, Addons, Editor, Email, Download, and UploadPackage. The 'UploadPackage' item is highlighted in blue. The main content area shows a modal dialog box with an orange border. Inside the dialog, the text reads: "Upload package zip file to continue working from existing package". Below this text are two buttons: "Choose package" and "Upload package".



- Primo Studio
- **Customization Package**
- **Live Demonstration**



# Primo Studio – Live Demonstration

- **Customize new view**
- **Save Primo Studio changes**
- **Make changes to Customized View**



# Primo Studio

- [https://na07.alma.exlibrisgroup.com/mng/login?institute=TRAINING\\_2\\_INST](https://na07.alma.exlibrisgroup.com/mng/login?institute=TRAINING_2_INST)

- When accessing Primo Studio from the browser make sure to insert the correct Primo URL and View information
- Primo Studio uploads the default design. To see your current customizations, upload your existing customization package
- Windows user - compress using 7-zip or Winrar tools
- Mac users compress according to instructions [here](#)
- Do not use Primo Studio if you are making changes directly to the Customization Package folders.



# Resources

# Knowledge Center Resources

- [Branding Your View](#)
- [Primo Studio for Primo VE](#)
- [Primo VE Customization Best Practices](#)
- [Primo Studio Addon Tutorial](#)



# Thank you!

---

[Natalia.Entin@clarivate.com](mailto:Natalia.Entin@clarivate.com)

EX LIBRIS  
*Knowledge Days*

ExLibris<sup>®</sup>  
Part of **Clarivate**

# Thank you for this Survey Feedback

- Survey URL:

<https://forms.office.com/r/q105chqbGR>

