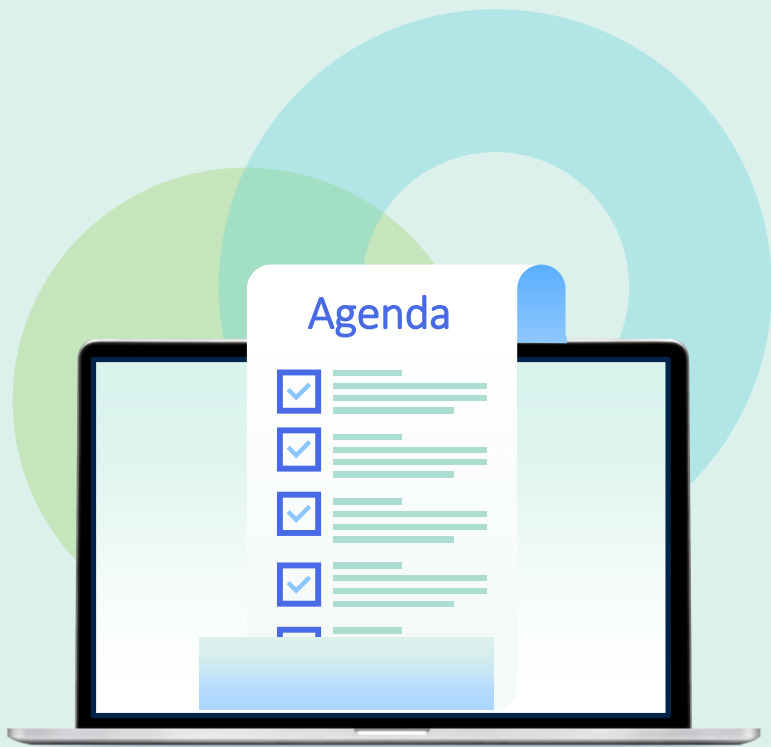





A Spotlight on Functionalities You can Enable to Maximize your Primo VE Experience.

Jenny Draeger – Customer Education Team Lead



- Display Collection Discovery for Specific Libraries
- User Settings for Persistent Search History
- Support Alphabetic Sort of Subjects in Record's Full Details
- Share Export Action
- Provide Warning Message When Guests Add Records To Favorites
- Provide Direct Linking from Full Record
- Support "Starts With" Option for Call Number Searches
- Barcode Search



- **Display Collection Discovery for Specific Libraries**
- User Settings for Persistent Search History
- Support Alphabetic Sort of Subjects in Record's Full Details
- Share Export Action
- Provide Warning Message When Guests Add Records To Favorites
- Provide Direct Linking from Full Record
- Support "Starts With" Option for Call Number Searches
- Barcode Search

Display Collection Discovery for Specific Libraries/Institutions

Configuration > Discovery > Other > Customer Settings

Parameter Key	Parameter Value	Description
view_to_libraries_for_collection_discovery	true	Allow collections to be filtered by library/view

Display Collection Discovery for Specific Libraries/Institutions

Configuration > Discovery > GetIt Configuration > Primo View to Libraries

Primo view mapped into Alma libraries i >

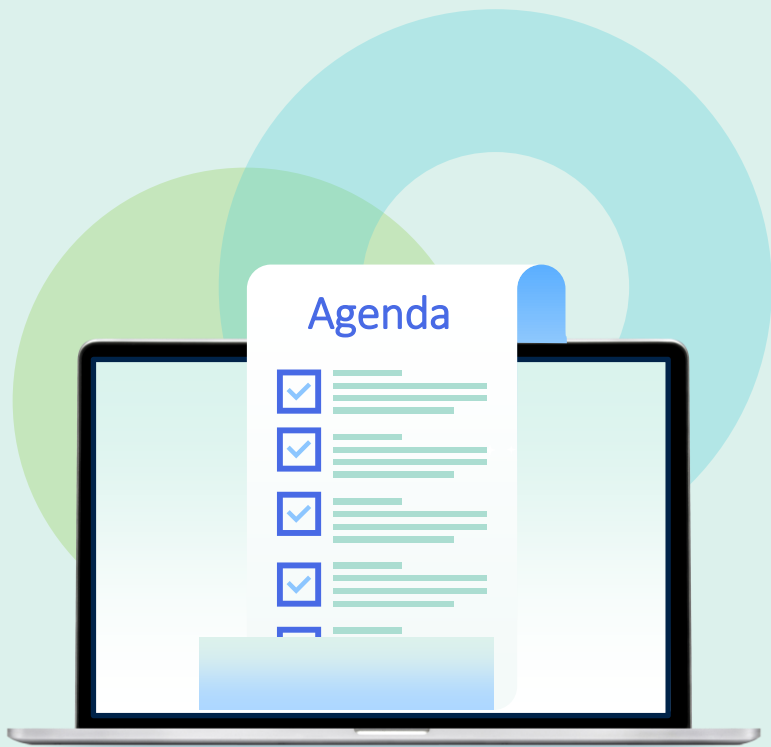
Values Notes

Import + Add Row ▾ ↗

Enabled	View	Library Code	Updated By	Last Updated	
1 <input checked="" type="checkbox"/>	TRAINING_2_INST:SCIENCE	BIO	jenny.draeger	05/03/2023	⋮

Discovery > Display Configuration
> Configure Views

Configuration > General > Libraries >
Add a Library or Edit Library Information



- Display Collection Discovery for Specific Libraries
- **User Settings for Persistent Search History**
- Support Alphabetic Sort of Subjects in Record's Full Details
- Share Export Action
- Provide Warning Message When Guests Add Records To Favorites
- Provide Direct Linking from Full Record
- Support "Starts With" Option for Call Number Searches
- Barcode Search

User Settings for Persistent Search History

Configuration > Discovery > Other > Customer Settings

Parameter Key	Parameter Value	Description
display_user_settings (new)	true	Allows users to enable/disable persistent functionality
save_users_search_history	true	Allows saving my search history option
show_recent_search	true	Displays Use my search history for recent search suggestions

User Settings for Persistent Search History

Configuration > Discovery > Display Configuration > Labels

Code Table	Code	Default Description
User Tile Labels	nui.eshelf.menu.userSettings	My Personal details and settings
My Preferences Tile Labels	nui.mypref.label.save_history	Allow saving my search history
	nui.mypref.label.save_history_suggestions	Use my search history for the recent search suggestions
Error Messages Labels	nui.mypref.label.errorSavingSettings	Settings were not saved due to an internal server error; Please try again later

User Settings for Persistent Search History

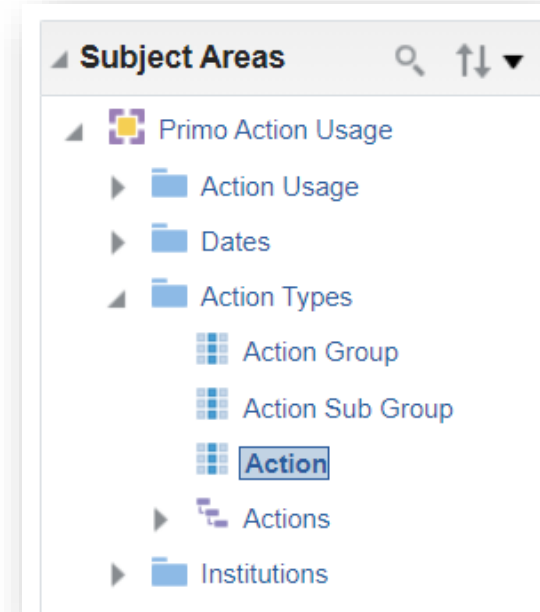
Configuration > Discovery > Display Configuration > Labels

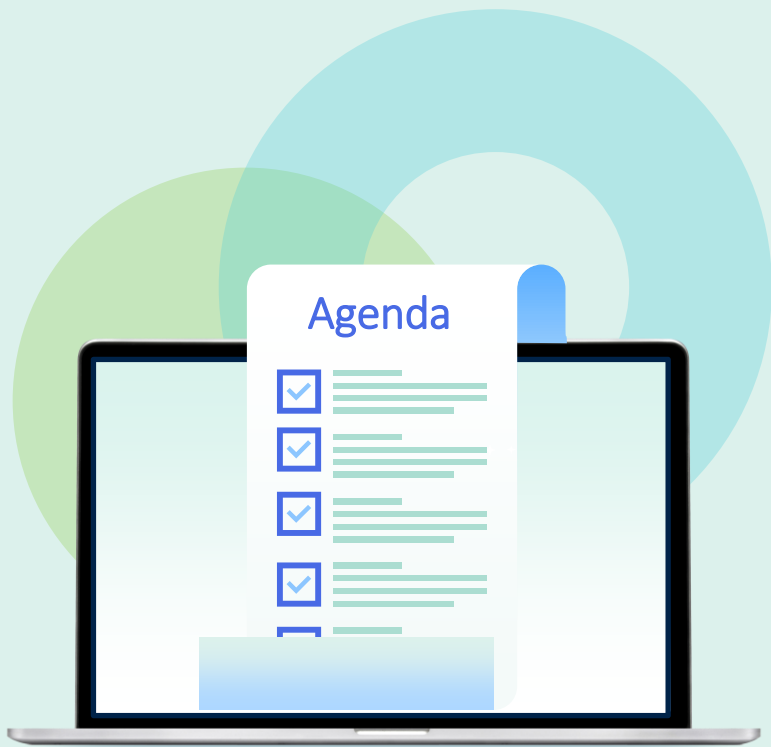
Code Table	Code	Default Description
Aria Labels	nui.aria.allowSavingHistory	Allow saving my search history
	nui.aria.useHistoryForRecent	Use my search history for the recent search suggestions
	nui.aria.myPersonalDetails	My Personal details and settings
Library Card Labels	nui.detailsAndSettings.header	Personal details and settings
	nui.userSettings.header	Personal settings

Search History Settings Available in Primo Analytics

Actions have been added to **Action Usage** Subject Area

- Disable saving search history
- Disable using search history for search suggestions
- Enable saving search history
- Enable using search history for search suggestions





- Display Collection Discovery for Specific Libraries
- User Settings for Persistent Search History
- **Support Alphabetic Sort of Subjects in Record's Full Details**
- Share Export Action
- Provide Warning Message When Guests Add Records To Favorites
- Provide Direct Linking from Full Record
- Support "Starts With" Option for Call Number Searches
- Barcode Search

Alphabetic Sort of Subjects

When enabled, subjects that display in the record's full details can be sorted alphabetically by subject.

Details	
Title	Merchant organization and maritime trade in the North Atlantic, 1660-1815
Creator	Janzen, Olaf Uwe, 1949- > International Maritime Economic History Association. > International Economic History Congress (12th : 1998 : Seville, Spain). >
Subject	Merchant marine -- History > Merchant marine -- North Atlantic Ocean -- History > Shipping -- North Atlantic Ocean -- History > North Atlantic Region -- Commerce -- History >
Genre	Merchant marine History Congresses.

Disabled (default)


Details	
Title	Merchant organization and maritime trade in the North Atlantic, 1660-1815
Creator	Janzen, Olaf Uwe, 1949- > International Maritime Economic History Association. > International Economic History Congress (12th : 1998 : Seville, Spain). >
Subject	Merchant marine -- History > Merchant marine -- North Atlantic Ocean -- History > North Atlantic Region -- Commerce -- History > Shipping -- North Atlantic Ocean -- History >
Genre	Merchant marine History Congresses.

Enabled

Alphabetic Sort of Subjects

Configuration > Discovery > Other > Customer Settings

Parameter Key	Parameter Value	Outcome
subjects_alphabetical_sort_fullDisplay	False (default)	Subjects display in order from metadata record
	true	Subjects sort alphabetically



- Display Collection Discovery for Specific Libraries
- User Settings for Persistent Search History
- Support Alphabetic Sort of Subjects in Record's Full Details
- **Share Export Action**
- Provide Warning Message When Guests Add Records To Favorites
- Provide Direct Linking from Full Record
- Support "Starts With" Option for Call Number Searches
- Barcode Search

Share Export Action

Allows user to share records using social media applications

Creates permalink that can be copied

Available from

- Brief Display
- Full Display
- My Favorites



Share Export Action Configuration

*Discovery > Display Configuration > Configure Views
> Edit View > Brief Record Display tab*

Active	Code	Description	Up-Front Action (Up to 3)				
1...	<input checked="" type="checkbox"/>	e-shelf	Add/Remove record to Favorites	<input checked="" type="checkbox"/>			
2...	<input checked="" type="checkbox"/>	Permalink	Create a Permalink for the record	<input checked="" type="checkbox"/>	▼		
3...	<input checked="" type="checkbox"/>	Share	Share on social media	<input checked="" type="checkbox"/>	▼	▲	⋮
4...	<input checked="" type="checkbox"/>	Citation	Create a citation for the record	<input type="checkbox"/>	▼	▲	

Configuration > Discovery > Display Configuration > Labels

The following codes have been added to support the customization and translation of the associated labels in the UI:

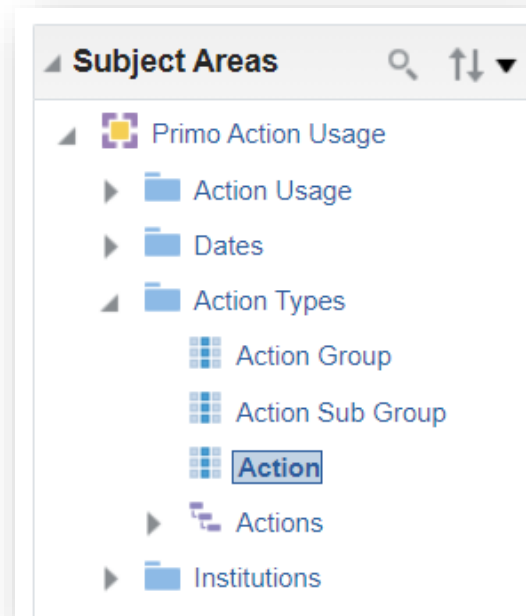
Code Table : Keeping This Item Tile

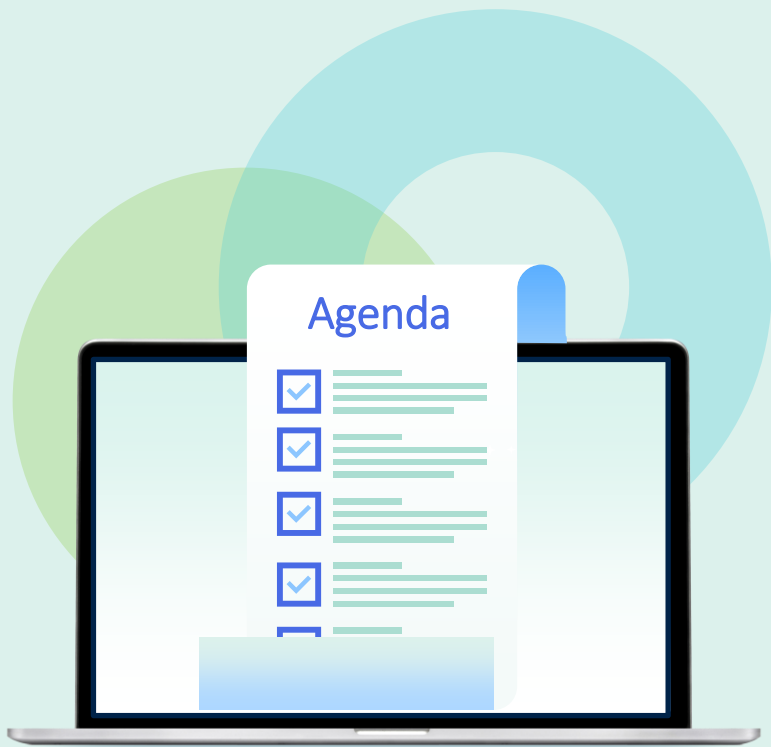
- `fulldisplay.command.pushto.option.share`: Share
- `fulldisplay.command.pushto.option.shareTwitter`: Twitter
- `fulldisplay.command.pushto.option.shareFacebook`: Facebook
- `fulldisplay.command.pushto.option.shareWhatsApp`: WhatsApp
- `fulldisplay.command.pushto.option.shareLinkedIn`: LinkedIn
- `fulldisplay.command.pushto.option.shareCopied`: Copied
- `fulldisplay.command.pushto.option.shareCopy`: Copy

Share Export Available in Primo Analytics

Actions have been added to **Action Usage** Subject Area

- Share
- Copy permalink
- Share to WhatsApp
- Share to Facebook
- Share to Twitter
- Share to LinkedIn





- Display Collection Discovery for Specific Libraries
- User Settings for Persistent Search History
- Support Alphabetic Sort of Subjects in Record's Full Details
- Share Export Action
- **Provide Warning Message When Guests Add Records To Favorites**
- Provide Direct Linking from Full Record
- Support "Starts With" Option for Call Number Searches
- Barcode Search

Provide Warning Message When Guests Add Resources to Favorites



Idea Exchange

The screenshot shows the ExLibris library catalog interface. At the top, there is a navigation bar with links for LIBRARY SEARCH, JOURNAL SEARCH, ILL REQUEST, and PURCHASE REQUEST. A search bar contains the text 'art history'. To the right of the search bar, there is a notification box with a red border and a close button (X). The message inside the box reads: 'To permanently save your items to favorites, make sure to sign in'. Below the search bar, there are filters for 'All items', 'that contain my query words', and 'anywhere in the record'. The main content area shows search results for 'art history', with one result highlighted in yellow: 'CONFERENCE PROCEEDING Studies in Western art : acts of the twentieth international congress of the history of art'. The result includes the title, author 'International Congress of the History of Art (20th : 1961 : New York, N.Y.)', the year '1963', and a link to 'Available at Graduate Library Stacks (N21 .I585 1961)'. On the right side of the results, there are options to 'Tweak your results', 'Sort by Relevance', and 'Availability' with checkboxes for 'Available online', 'Held by library', 'Peer-reviewed Journals', and 'Open Access'.

For mobile devices, the message appears at the bottom of the page.

Provide Warning Message When Guests Add Resources to Favorites Configuration

*Configuration > Discovery > Display Configuration >
Configure Views > Edit View > General Tab*

General Attributes

Time-out URL

Timeout (in minutes) for signed in users *

Side bar (Tweak my results) position

Select as Default View

Enable Collection Discovery Features

Highlight reference entry on top

Use Voice Search

Use UI supported languages

Set focus on search box

Enable QR On Top

Display Quick Links

Display Favorites Warning Message for Guests

Timeout (in minutes) for guest users *

Default Language *

Auto Complete Enabled

Enable the 'Personalize Your Results' service

Enable recent scopes search

Display Unpaywall Links

Display all links in View Online section


Enable Barcode Search

Display Favorites Warning Message for Guests

Provide Warning Message When Guests Add Resources to Favorites Labels

Configuration > Discovery > Display Configuration > Labels

Code Table	Code	Default Description
Aria Labels	nui.aria.favorites.CloseMessag	Close Message
Favorites Labels	nui.favorites.guestSaveMessage	To permanently save your items to favorites, make sure to sign in
	nui.favorites.guestSaveMessage Dismiss	Dismiss



- Display Collection Discovery for Specific Libraries
- User Settings for Persistent Search History
- Support Alphabetic Sort of Subjects in Record's Full Details
- Share Export Action
- Provide Warning Message When Guests Add Records To Favorites
- **Provide Direct Linking from Full Record**
- Support "Starts With" Option for Call Number Searches
- Barcode Search

Direct Linking from Full Record Configuration

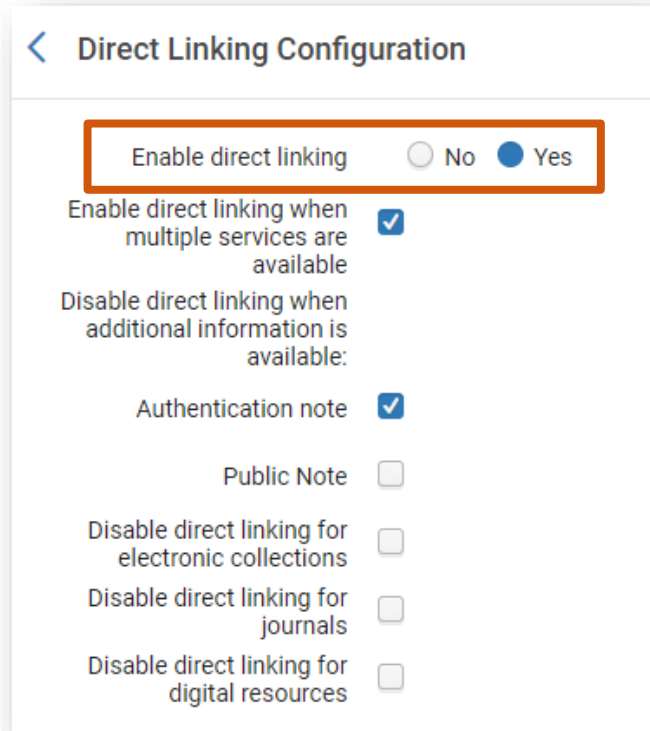
Configuration > Discovery > Other > Customer Settings

Parameter Key	Parameter Value	Outcome
apply_direct_linking_settings_in_full_record	true	Direct linking is enabled
	false (default)	Direct linking is disabled

Direct Linking from Full Record Configuration

*Configuration > Fulfillment >
Discovery Interface Display Logic >
Direct Linking*

Direct Linking must be enabled here as well.



< Direct Linking Configuration

Enable direct linking No Yes

Enable direct linking when multiple services are available

Disable direct linking when additional information is available:

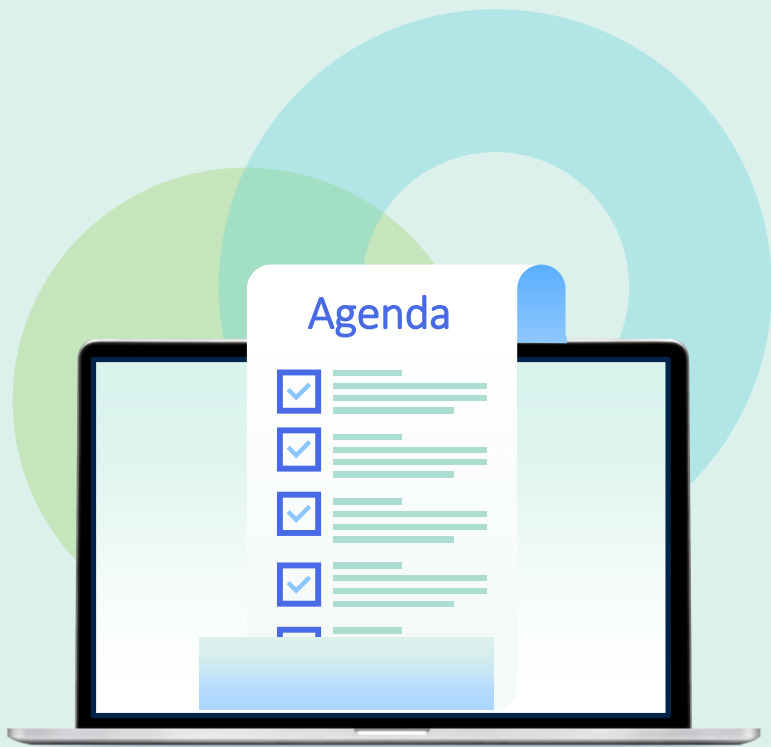
Authentication note

Public Note

Disable direct linking for electronic collections

Disable direct linking for journals

Disable direct linking for digital resources



- Display Collection Discovery for Specific Libraries
- User Settings for Persistent Search History
- Support Alphabetic Sort of Subjects in Record's Full Details
- Share Export Action
- Provide Warning Message When Guests Add Records To Favorites
- Provide Direct Linking from Full Record
- **Support "Starts With" Option for Call Number Searches**
- Barcode Search

“Starts With” Option for Call Number Searches

Configuration > Discovery > Other > Customer Settings

Parameter	Parameter Value	Outcome
allow_start_with_for_call_number	false (default)	Starts with searching is not available in call number searches
	true	Enables search for holdings call numbers that start with specified value in Advanced Search

“Starts With” Option for Call Number Searches

Discovery > Display Configuration > Configure Views > Edit View > Advanced Search Configuration tab

List of Indexes

Enable For Basic Search


1 - 11 of 11 Restore **+ Add Index**

Active	Code	Name	Search Profile Slots			
1... <input checked="" type="checkbox"/>	any	Any	ALL			
2... <input checked="" type="checkbox"/>	title	Title	ALL			...
3... <input checked="" type="checkbox"/>	creator	Creator	ALL			...
4... <input checked="" type="checkbox"/>	holding_call_number	Holding Call Number	Everything,LibraryCatalog,CentralIndex,Research			...
5... <input checked="" type="checkbox"/>	sub	Subject	ALL			...

“Starts With” Option for Call Number Searches

Configuration > Discovery > Display Configuration > Labels

Code Table	Code	Default Label
Aria Labels	nui.aria.search.startswithAria	This search type is available only for Title field
Search Tile Labels	search-advanced.precisionOperator.option.startswithTitle	This search type is available only for Title field



- Display Collection Discovery for Specific Libraries
- User Settings for Persistent Search History
- Support Alphabetic Sort of Subjects in Record's Full Details
- Share Export Action
- Provide Warning Message When Guests Add Records To Favorites
- Provide Direct Linking from Full Record
- Support "Starts With" Option for Call Number Searches
- **Barcode Search**

Barcode Search Configuration

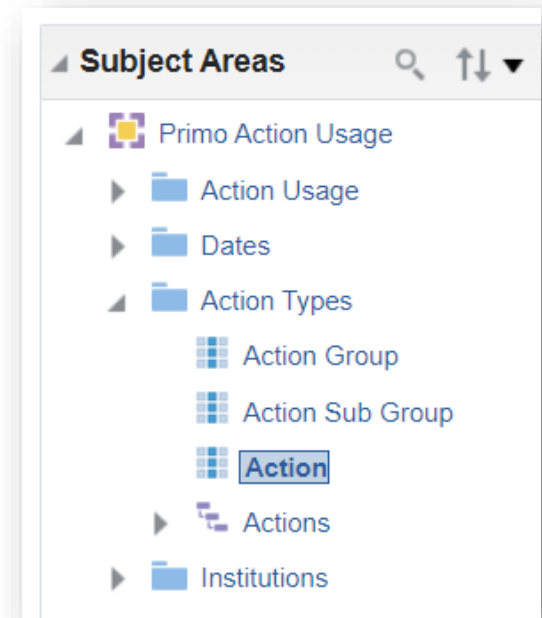
*Discovery > Display Configuration > Configure Views >
Edit View > General tab*

The image shows a screenshot of the 'General Attributes' configuration page. A callout box with the text 'Enable Barcode Search' and a blue checkmark icon is overlaid on the page. An orange arrow points from the callout box to the 'Enable Barcode Search' checkbox in the configuration page, which is also highlighted with an orange border. The configuration page includes various settings such as 'Time-out URL', 'Timeout (in minutes) for signed in users' (set to 30), 'Side bar (Tweak my results) position' (set to 'On the right'), 'Select as Default View' (unchecked), 'Enable Collection Discovery Features' (checked), 'Highlight reference entry on top' (unchecked), 'Use Voice Search' (checked), 'Use UI supported languages' (dropdown menu), 'Set focus on search box' (unchecked), 'Enable QR On Top' (checked), 'Display Quick Links' (checked), 'Display Favorites Warning Message for Guests' (checked), 'Newspapers Search' (checked), 'Related records display' (checked), 'Enable Edit My Library Card' (checked), 'Enable recent scopes search' (unchecked), 'Display Unpaywall Links' (unchecked), and 'Display all links in View Online section' (unchecked).

Barcode Search Available in Primo Analytics

Action has been added to **Action Usage**
Subject Area

- Barcode Search



Barcode Search Configuration

Discovery > Display Configuration > Labels

Code Table	Code	Default Label
Search Tile Labels	nui.search-barcode.barcodeSearch	Barcode Search
	nui.search-barcode.barcodeSearchButton	Search
	nui.search-barcode.noResults	No records found for {{searchTerm}}
	nui.search-barcode.noResultsText	Try to refine your search term
	nui.search-barcode.searchTerm	Enter a barcode
Aria Labels	nui.aria.search.barcodeSearch	Search by Barcode



Resources

Primo VE Release Notes

knowledge.exlibrisgroup.com

Home > Primo > Primo VE >
Release Notes > 2023

- Quarterly feature releases
- Published the same day of the sandbox release

2023

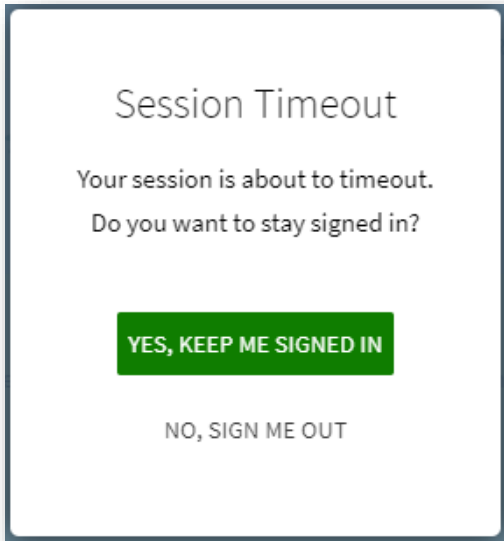
- 2023 Release Notes:
 - [All Releases](#)
 - [May Release](#)
 - [April Release](#)
 - [March Release](#)
 - [February Release - Feature Release](#)
 - [January Release](#)
- [PDFs of Primo VE 2023 Release Notes](#)
- [Known Issues](#)

May 2023—Improving the User’s Session Timeout Experience

Read about this new feature in the May 2023 Release Notes



NERS
Enhancement



The survey for the session can be accessed via the QR code or URL

Thank you!



EX LIBRIS
Knowledge Days



<https://forms.office.com/r/uYUpwGRXkd>

ExLibris.
Part of Clarivate