

## Primo VE August 2023 Release Notes

---

### November Sneak Preview

- Improve Search Experience when No Results Found.
  - Introduce New Carousel Widget to Embed Library resources in other sites
  - Add configuration to use Filtered/Expand search for Citation Trail results.
  - Enhancing DEDUP & FRBR Definitions to include Keys based on local fields.
  - Define additional availability statuses when using Discovery Import Profile.
  - Support UNIMARC in Discovery Import Profile.
- 

### Features

---

#### Add Customized Values Usage Subject Area to Primo Analytics (NERS #7186)

##### August 2023

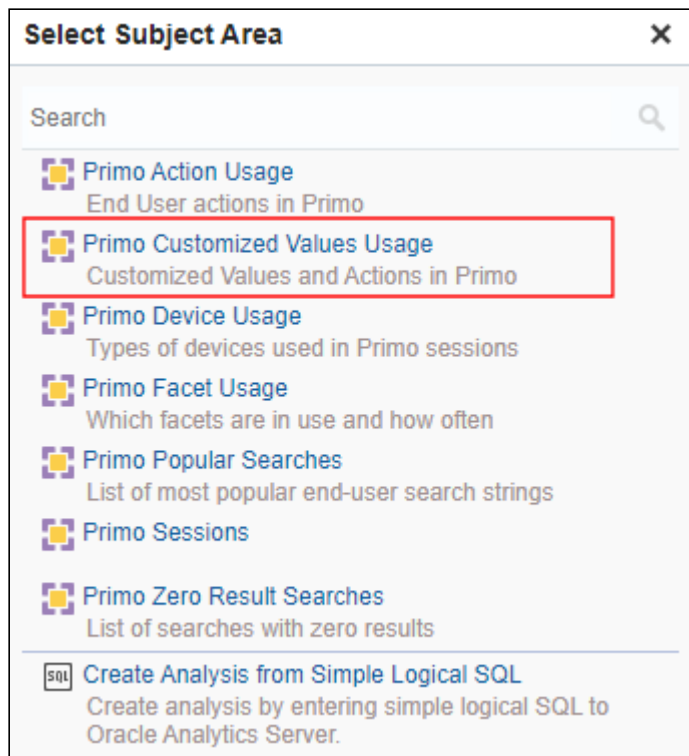
The Primo Customized Values Usage subject area has been added to Primo Analytics to report usage actions that require Primo to send dynamic information such as a collection name or resource type. For more details, see [Primo Customized Values Usage](#).

---

##### **Note**

Although the reporting of this data usage is available with this release, the collection of this data usage started with the May release.

---



#### **Primo Customized Values Usage Subject Area**

The following actions are supported with the Primo Customized Values Usage subject area:

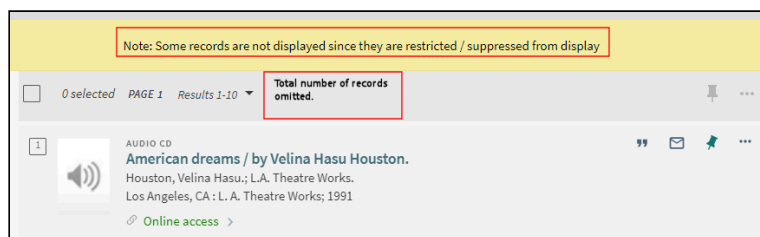
Group	Subgroup	Action	Description
Filters Bar	Filters Bar	Clicking on a resource type filter bar	<p>The user selected <b>All</b> or a resource type in the Resource Type Filter Bar.</p> <p>The resource type name displays in the Customized Value column.</p>
Collection Discovery	Collection Discovery	Display a collection	<p>User selected a specific collection in Collection Discovery.</p> <p>The collection name displays in the Customized Value column.</p>
		Search in a collection or sub collection	<p>User searched within a specific collection/sub-collection in Collection Discovery.</p> <p>The collection name displays in the Customized Value column.</p>
		Link to Collection path from full display	<p>User linked to a specific collection from a record's full details.</p> <p>The collection name displays in the Customized Value column.</p>
		Link to Collection from Results List	<p>User linked to a specific collection from the results list.</p> <p>The collection name displays in the Customized Value column.</p>
		Add collection to favorites	<p>User added a specific collection to My Favorites.</p> <p>The collection name displays in the Customized Value column.</p>

## Improve Performance of Browse Search

### August 2023

This functionality improves the response time after selecting an entry with many results in the Browse Search List. When enabled, you may notice the following display differences in Browse Search results:

- Dedup/FRBR is disabled in Browse Search when this functionality is enabled.
- The total number of browse results does not appear next to the page's details.



### Indications that Performance Enhancements are Enabled

## Configuration Options

This functionality is enabled by default and requires assistance from Support to disable it.

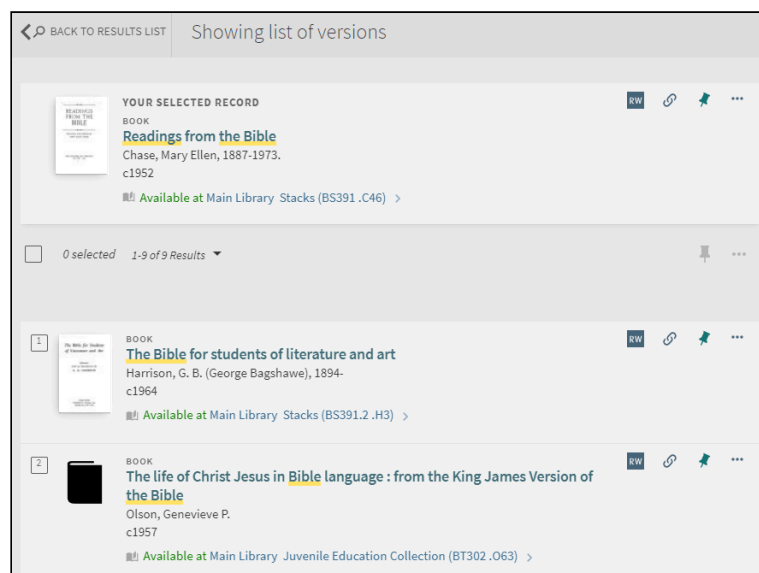
The following code has been added to support the customization and translation of display labels for this functionality:

Code Table	Code	Description
Results Tile Labels	nui.results.title.resultsDisplayedNoTotal	Results {{resultsRange}}

## Highlight Selected Record in FRBR Version List (Idea Exchange)

### August 2023

When opening the list of FRBR versions for a record in search results, the selected record is usually not the first record in the list. When this functionality is enabled, the selected record appears above the complete list of FRBR versions, starting with the preferred record.

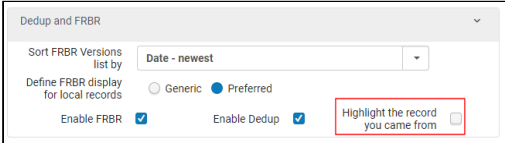


### Selected Record in FRBR Preferred List

## Configuration Options

This functionality is disabled by default. Refer to the following table for information to enable this feature and to set other configuration options.

Element	Description
Brief Results tab on View Configuration Page ( <a href="#">Configuration &gt; Discovery &gt; Display Configuration &gt; Configure Views</a> )	The new <b>Highlight the record you came from</b> field in the Dedup and FRBR section appears when the <b>Preferred</b> and <b>Enable FRBR</b> options are enabled. The checkbox is cleared by default.

Element	Description
	 <p><b>Dedup and FRBR Section</b></p>
Results Tile Labels code table ( <a href="#">Configuration &gt; Discovery &gt; Display Configuration &gt; Labels</a> )	<p>The following code enables you to customize and translate the display label for the selected record:</p> <ul style="list-style-type: none"> <li>nui.frbversion.highlightrecord – Your Selected Record</li> </ul>

## Resource Recommender - Enhanced Search Capability

**August 2023**

Resource Recommender now supports the following enrichments so that the search query does not have to exactly match the searchable tag to display the matching recommendations:

### Note

After a careful review of this enhancement, the suggested results were too broad in some cases and could lead to an unsatisfactory user experience. To address this matter effectively, we have disabled this feature and look to reintroduce this feature in the November release.

Type of Enrichment	Search Query	Searchable Tag
Synonyms	FDA	food and drug administration
Inflections (English only)	history	histories
Stop words (English only) are ignored in the search query and searchable tag: <b>a, an, and, are, as, at, be, but, by, if, in, into, is, it, for, of, on, or, no, not, such, that, the, their, then, there, these, they, this, to, was, will, with.</b>	the history of the united states	history united states
Words ordered differently from searchable tag	harry potter	potter harry

---

## Note

- Upon updating or adding new resource recommender, tags are indexed immediately like other metadata changes to records.
  - For existing resource recommendations, indexing is required, The next full indexing is planned for the beginning of August.
  - This enhancement will become fully available after the indexing of existing recommendations.
- 

---

## Display Document Attributes for CDI Records

### August 2023

CDI document attributes provide more information about the type of record and complement the existing resource types. When enabled, they display as a flag (Regular and Warning types) in the brief and full displays of the CDI record. In addition, users can select these attributes as additional resource types in facets and search queries. For more information, see [CDI Document Attributes](#).


The following CDI attributes will be fully supported after the Primo VE Production release on August 6. Please note that this feature cannot be tested in Sandbox prior to this date. Activating this feature prior to the release date will display sporadic elements that are not intended to be used.

Attribute Name	Type	Source	Definition
Review Article	Regular	PubMed, BMJ, Springer, Elsevier	An article that provides analysis, review or interpretation of a body of primary research on a specific topic. Presents a current state of the research on a particular topic or research area.
Primary Source	Regular	Alexander Street Press	Primary sources provide first-hand testimony or direct evidence concerning a topic under investigation. They contain the actual textual material that is the subject of research. The Library of Congress refers to them as the "raw materials of history — original documents and objects which were created at the time under study.
Preprint	Regular	ArXiv	A preprint is a preliminary version of a scientific manuscripts that researchers share by posting to online platforms known as preprint servers before peer-review and publication in an academic journal. Preprints are typically published in Preprint servers, publicly available online archives that host preprints and their associated data.
Retracted Publication	Warning	PubMed, Crossref	A retraction is the action by which a published paper in an academic journal is removed from the journal because the publication contains such seriously flawed or erroneous data that their findings and conclusions cannot be relied upon. Unreliable data may result from honest error or from research misconduct. Datasets can also be retracted. The original article may have and in most cases a different date from the retraction notice.

Attribute Name	Type	Source	Definition
Retraction Notice	Warning	PubMed, Crossref	A retraction notice typically accompanies the retraction of a scientific publication. It is a short article written by the editors or authors explaining the reason for a retraction.
Publication with Addendum	Warning		A publication that contains an addendum, which is a notification of additional information to an article.
Publication with Corrigendum	Warning		A publication with a correction notice or corrigendum, which is a change to the article that the author may publish at any time after the article acceptance or publication, usually to correct an error.
<b>The following attributes are planned for future releases:</b>			
Withdrawn Publication	Warning		A withdrawal is the action by which a paper in an academic journal is removed from the journal before the article is published (before or after peer review, during peer review or just before publication). Occasionally, articles 'in press' or published 'ahead of print' may also be withdrawn. The original article may and in most cases will have a different date than the withdrawal notice.
Withdrawal Notice	Warning		A withdrawal notice typically accompanies the withdrawal of a scientific publication. It is a short article written by the editors or authors explaining the reason for a withdrawal.
Publication with Expression of Concern	Warning		An editorial expression of concern (EEoC) is a notice issued by a publisher against a particular publication, warning that it may contain errors or be otherwise untrustworthy, without itself constituting a retraction or correction.

The following example shows a CDI record with a Retracted Publication warning:

1



ARTICLE  
**Primary Prevention of Cardiovascular Disease with a Mediterranean Diet**  
Estruch, Ramón ; Ros, Emilio ; Salas-Salvadó, Jordi ; Covas, Maria-Isabel ; Corella, Dolores ; Arós, Fernando ; Gómez-Gracia, Enrique ; Ruiz-Gutiérrez, Valentina ; Fiol, Miquel ; Lapetra, José ; Lamuela-Raventós, Rosa María ; Serra-Majem, Lluís ; Pintó, Xavier ; Basora, Josep ; Muñoz, Miguel Angel ; Sorlí, José V ; Martínez, José Alfredo ; Martínez-González, Miguel Angel Waltham, MA: Massachusetts Medical Society  
Recercat ProQuest Central ISSN: 0028-4793 EISSN: 1533-4406 DOI: 10.1056/NEJMoa1200303 PMID: 23432189 CODEN: NEJMAG  
The New England journal of medicine, 2013, Vol.368 (14), p.1279-1290  
“ In a randomized trial, participants assigned to a Mediterranean diet supplemented with either nuts or extra-virgin olive oil had a significantly lower rate of cardiovascular events...” “

RETRACTED PUBLICATION

PEER REVIEWED

OPEN ACCESS

[Read Online](#)

[Full text available](#)

## Retracted Publication Warning in CDI Search Results

## Configuration Options

This functionality is disabled by default. Refer to the following table for information to enable this feature and to set other configuration options.

## Note

It is not possible to enable/disable individual CDI document attributes, but each attribute has a different class so that it is possible to hide specific attributes using your customization package manager ([Configuration > Discovery > Display Configuration > Configure Views > Manage Customization Package tab](#)).

Element	Description
General tab on View Configuration Page ( <a href="#">Configuration &gt; Discovery &gt; Display Configuration &gt; Configure Views</a> )	<p>Select the new <b>Display CDI document attributes</b> field to enable the display of CDI document attributes for CDI records. This checkbox is cleared by default.</p> <hr/> <p><b>Note</b></p> <p>The CDI document attributes should not be defined as secondary resource types on the Secondary Resource Types page (<a href="#">Configuration &gt; Discovery &gt; Search Configuration &gt; Secondary Resource Type</a>).</p> <hr/>
Facet Resource Type Labels code table ( <a href="#">Configuration &gt; Discovery &gt; Display Configuration &gt; Labels</a> )	<p>The following codes enable you to customize and translate the display labels for the facet values:</p> <ul style="list-style-type: none"><li>• facets.facet.facet_rtype.review_article – Review Articles</li><li>• facets.facet.facet_rtype.primary_source – Primary Sources</li><li>• facets.facet.facet_rtype.preprint – Preprints</li><li>• facets.facet.facet_rtype.retracted_publication – Retracted Publications</li><li>• facets.facet.facet_rtype.withdrawn_publication – Withdrawn Publications</li><li>• facets.facet.facet_rtype.retraction_notice – Retraction Notices</li><li>• facets.facet.facet_rtype.withdrawal_notice – Withdrawal Notices</li><li>• facets.facet.facet_rtype.publication_exp_concern – Publications with Expression of Concern</li><li>• facets.facet.facet_rtype.publication_addendum – Publications with Addendum</li><li>• facets.facet.facet_rtype.publication_corrigendum – Publications with Corrigendum</li></ul>
Results Tile Labels code table ( <a href="#">Configuration &gt; Discovery &gt; Display Configuration &gt; Labels</a> )	<p>The following code enables you to customize and translate the display labels for the CDI attribute:</p> <ul style="list-style-type: none"><li>• attribute.review_article – Review Article</li><li>• attribute.review_article_tooltip – A review article presents the current state of the research on a particular topic or research area via the review of primary research on that specific topic</li><li>• attribute.primary_source – Primary Source</li><li>• attribute.primary_source_tooltip – A primary source provides first-hand testimony or direct evidence concerning a topic under investigation. It contains the actual textual material that is the subject of research</li><li>• attribute.preprint – Preprint</li></ul>



Element	Description
	<ul style="list-style-type: none"> <li>• <code>attribute.preprint_tooltip</code> – A preprint is a preliminary version of a scientific manuscript that researchers share by posting to preprint servers before peer-review and publication in an academic journal</li> <li>• <code>attribute.retracted_publication</code> – Retracted Publication</li> <li>• <code>attribute.retracted_publication_tooltip</code> – A retracted Publication is a published paper in an academic journal that is removed from the journal because the publication contains flawed or erroneous data</li> <li>• <code>attribute.withdrawn_publication</code> – Withdrawn Publication</li> <li>• <code>attribute.withdrawn_publication_tooltip</code> – A withdrawn publication is a paper in an academic journal that is removed from the journal before the article is published (before or after peer review, during peer review or just before publication)</li> <li>• <code>attribute.retraction_notice</code> – Retraction Notice</li> <li>• <code>attribute.retraction_notice_tooltip</code> – A retraction notice accompanies the retraction of a scientific publication. It is a short article written by the editors or authors explaining the reason for the retraction</li> <li>• <code>attribute.withdrawal_notice</code> – Withdrawal Notice</li> <li>• <code>attribute.withdrawal_notice_tooltip</code> – A withdrawal notice accompanies the withdrawal of a scientific publication. It is a short article written by the editors or authors explaining the reason for the withdrawal</li> <li>• <code>attribute.publication_exp_concern</code> – Publication with Expression of Concern</li> <li>• <code>attribute.publication_exp_concern_tooltip</code> – An editorial expression of concern is a notice issued by a publisher against a particular publication, warning that it may contain errors or be otherwise untrustworthy, without itself constituting a retraction or correction</li> <li>• <code>attribute.publication_addendum</code> – Publication with Addendum</li> <li>• <code>attribute.publication_addendum_tooltip</code> – A publication that contains an addendum, a notification of an addition of information to an article</li> <li>• <code>attribute.publication_corrigenum</code> – Publication with Corrigendum</li> <li>• <code>attribute.publication_corrigenum_tooltip</code> – A publication with a correction notice or corrigendum, a change to the article that the author wishes to publish at any time after the article acceptance or publication, usually to correct an error</li> </ul>

## Support Additional Resource Types for CDI

### August 2023

Primo VE now supports the following new resource types used in CDI:

- **Magazine** – A popular interest periodical usually containing articles on a variety of topics that are written by various authors in a non-scholarly style.
- **Magazine Article** – A self-contained nonfiction prose composition on a fairly narrow topic or subject, which is written by one or more authors and published under a separate title in a magazine.
- **Questionnaire** – A set of printed or written questions with a choice of answers, which is devised for the purpose of a survey or statistical study. It is used for records from the Henrietta Szold collection.

---

## Note

The new resource types **Magazine** and **Magazine Article** will be fully supported after the Primo VE Production release on August 6 .

The new resource type **Questionnaire** will be available by the end of August when the collections Henrietta Szold collection and Brookdale Institute - Research Tools collection has been updated in the CDI index.

---

## Configuration Options

This feature is enabled by default. The following table lists the codes that have been added to support the new resource types:

Code table	Code	Description
Advanced Media Type Labels	search-advanced.mediaType.option.magazines	Magazines
	search-advanced.mediaType.option.magazinearticle	Magazine Articles
	search-advanced.mediaType.option.questionnaires	Questionnaires
Basic Search Pre-Filters Labels	search-simple.mediaType.option.magazines	Magazines
	search-simple.mediaType.option.magazinearticle	Magazine Articles
	search-simple.mediaType.option.questionnaires	Questionnaires
Facet Resource Type Labels	facets.facet.facet_rtype.magazines	Magazines
	facets.facet.facet_rtype.questionnaires	Questionnaires
Icon Codes Labels	mediatype.magazine	Magazine
	mediatype.questionnaire	Questionnaire

---

## Note

Since some of the codes associated with magazine articles already exist, they are not included in the table.

---

## Allow Authentication for Customized List of Institutions - Consortia Only

### August 2023

This enhancement enables an institution within a consortium to allow users to access a main view and then authenticate and get services from another institution in the network. Previously, access to services was restricted to your own institution. When enabled, users are prompted to authenticate with an institution that is affiliated with your institution. Depending on your configuration, users are redirected either to the other institution's view or to the same page (such as a record's full view) within the other institution if the following information matches in the other institution:

- Search term
- search scope and tab
- filters, facets
- doc id (when coming from full view)
- lang
- mode
- Collection id (when coming from collection discovery)
- journals (in journal search)
- databases (in database search)

### Configuration Options

This functionality is disabled by default. Refer to the following table for information to enable this feature and to set other configuration options.

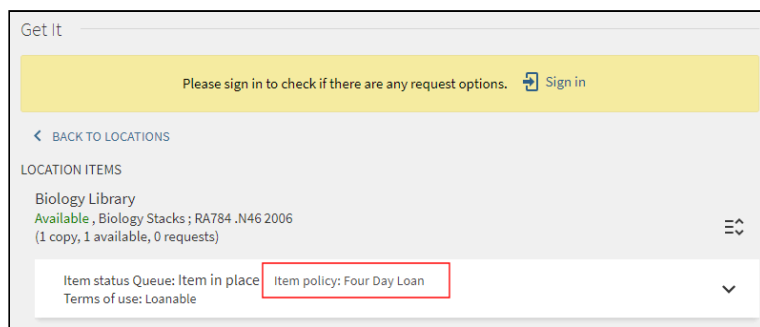
Element	Description
General tab on View Configuration Page ( <a href="#">Configuration &gt; Discovery &gt; Display Configuration &gt; Configure Views</a> )	<p>Select the new <b>Allow direct login to other institutions</b> field to enable the configuration of the affiliated institutions.</p> <hr/> <p><b>Note</b></p> <p>This parameter displays only for institutions (IZs) that are affiliated with a Network Zone (NZ).</p> <hr/> <p><b>To create the list of institutions that appear in the Login Menu:</b></p> <ol style="list-style-type: none"><li>1. Select the <b>Allow direct login to other institutions</b> field.</li><li>2. Select <b>Edit configuration</b> to open the Direct login to other institutions page, which lists all the affiliated institutions.</li><li>3. Select <b>Add configuration</b> and specify the following fields for the institution:<ul style="list-style-type: none"><li>◦ <b>Consortia institutions</b> (mandatory) – Select the institution that you want to add to your authentication list.</li><li>◦ <b>Institution name label</b> (mandatory) – A unique label for the institution, which displays on the Direct Login Menu for the institution.</li></ul></li></ol>

Element	Description
	<ul style="list-style-type: none"> <li>◦ <b>Other institution domain</b> (mandatory) – The institution's Primo VE domain to which users are redirected after authentication (pretty URL/standard hostname).</li> <li>◦ <b>View code</b> (mandatory) – The view code to use with the other institution's domain.</li> </ul> <p>4. Select <b>Save</b> to save the institution and to return to the list of affiliated institutions.</p>
Discovery Customer Settings mapping table ( <a href="#">Configuration &gt; Discovery &gt; Other &gt; Customer Settings</a> )	<p>Set the <b>direct_login_transfer_all_parameters</b> parameter to <b>true</b> if you want to redirect to the other institution and retain context and page settings (such as search terms and filters/facets) from the original page. The default setting is <b>false</b>, which redirects to the other institution without transferring page settings from the original page.</p> <p>For more information, see <a href="#">Discovery Customer Settings</a>.</p>
Direct Login Labels code table ( <a href="#">Configuration &gt; Discovery &gt; Display Configuration &gt; Labels</a> )	Defines the labels used on the Direct Login Menu. This information is automatically populated with the values configured in the <b>Institution name label</b> field from the view's configuration for this functionality.

## Display Item Policy in Get It (Idea Exchange)

### August 2023

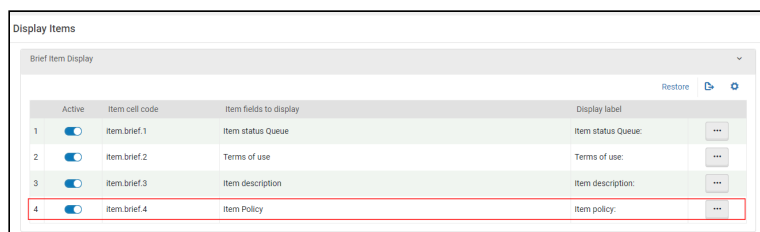
Previously, an item's policy could be seen only in Alma. With this enhancement, you can now display the Item Policy if the field is configured to display in Get It > Location Items (brief and full item displays):



### Item Policy Displayed in Get It

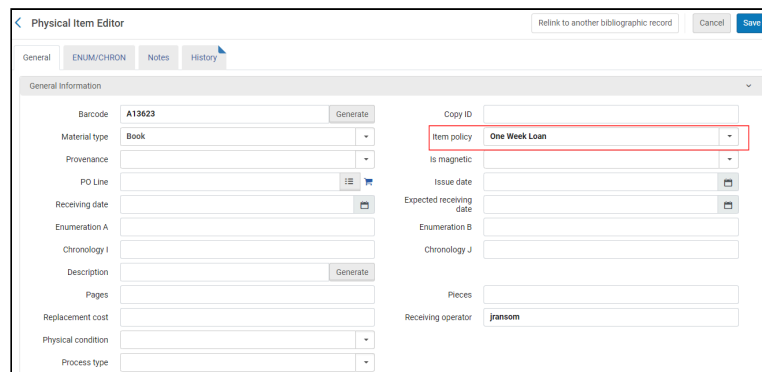
## Configuration Options

This functionality is disabled by default. If you want to display configured item policies to all users, enable the Item Policy field on the Item Details page ([Configuration > Discovery > GetIt Configuration > Items Display Configuration](#)). For additional information, see [Configuring Item Display for Primo VE](#).



## Display Items page - Item Policy Activated

This information displays in Primo VE only if the **Item Policy** field is configured in Alma's Physical Item Editor. For additional information about the Physical Item Editor, see [Alma: Updating Item-Level Information](#).



The screenshot shows the 'Physical Item Editor' interface. The 'General Information' tab is active. The 'Item policy' dropdown menu is highlighted with a red box, showing 'One Week Loan' as the selected option. Other fields visible include Barcode (A13623), Material type (Book), Provenance, PO Line, Receiving date, Enumeration A, Chronology I, Description, Pages, Replacement cost, Physical condition, Process type, Copy ID, Is magnetic, Issue date, Expected receiving date, Enumeration B, Chronology J, Pieces, and Receiving operator (jransom).

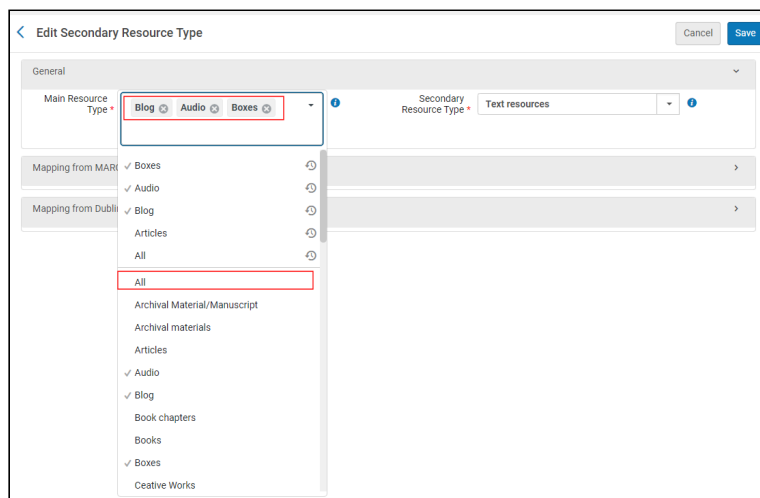
## Item's Loan Policy Configured in Alma

## Secondary Resource Type Enhancements

### August 2023

The following options are now supported in the configuration of secondary resource types (**Configuration > Discovery > Search Configuration > Secondary Resource Type**):

- The Main Resource Type field has been modified to allow you to assign a secondary resource type either to **All** or to one or more main resource types, not just a single resource type:



The screenshot shows the 'Edit Secondary Resource Type' interface. The 'Main Resource Type' dropdown menu is highlighted with a red box, showing 'All' as the selected option. The 'Secondary Resource Type' dropdown menu is also visible, showing 'Text resources'. The interface includes a 'General' tab and a list of resource types with checkboxes for selection.

## Edit Secondary Resource Types - Selection of Multiple Resource Types

- When adding multiple conditions, you can specify the new **AND not** logic operator to ensure that specific conditions are not met.

### Edit Secondary Resource Types - And not Operator

For more details, see [Configuring Secondary Resource Types for Primo VE](#).

## Enhanced "May Also Be Held by" Service

### August 2023

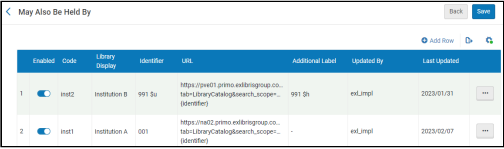

This enhancement enables you to display a second label for links in the **May Also Be Held By** section of the record's full display to distinguish between types of links (such as physical or online) for an institution. In addition, you can provide a thumbnail for each institution.

### Example Links in May Also Be Held By Section

## Configuration Options

This functionality is not enabled by default. Refer to the following table for configuration details. For more details, see [Configuring the "May Also Be Held By" Service in Primo VE](#).

Element	Description
May Also Be Held By page ( <a href="#">Configuration &gt; Discovery &gt; GetIt Configuration &gt; May Also Be Held By</a> )	The new Additional Label column indicates which field/subfield contains the second label for the link. The label displays only if the MARC field/subfield is specified in the bib record.
In the following example, Institution B provides an additional display label in the MARC 991 \$\$h field:	

Element	Description
<div>  <p><b>May Also Be Held By Page</b></p> </div>	
<p>Metadata Editor in Alma (<a href="#">Resources &gt; Cataloging &gt; Open Metadata Editor</a>)</p>	<p>You must update your links in the bibliographic record to include the second label in the specified field/subfield.</p>
<p>In the following example, a MARC 991 field is added for each type of link for Institution B:</p> <div>  </div> <p><b>Link Fields in Metadata Editor</b></p>	
<p>Links and General Electronic Services Labels code table (<a href="#">Configuration &gt; Discovery &gt; Display Configuration &gt; Labels</a>)</p>	<p>A code is generated for each row on the May Also Be Held By page to enable customization and translation of each location. The following format is used for each code:</p> <pre>fulldisplay.mayAlsoBeHeldBy.&lt;Code&gt;</pre> <p>Examples:</p> <ul style="list-style-type: none"> <li>fulldisplay.mayAlsoBeHeldBy.Inst1</li> <li>fulldisplay.mayAlsoBeHeldBy.Inst2</li> </ul>
<p>Manage Customization Pack tab in View Configuration (<a href="#">Configuration &gt; Discovery &gt; Display Configuration &gt; Configure Views</a>)</p>	<p>If you want to include thumbnails for each code on the May Also Be Held By page, edit your customization package and save your thumbnails under the <code>img</code> folder. Use the following naming convention:</p> <pre>MayAlsoBeHeldBy.&lt;Code&gt;.&lt;format&gt;</pre> <p>Examples:</p> <ul style="list-style-type: none"> <li>MayAlsoBeHeldBy.Inst1.png</li> <li>MayAlsoBeHeldBy.Inst2.png</li> </ul>

---

## My Library Card Improvements

### August 2023

When enabled, this enhancement enables users to view all library notices and to choose whether to receive them or not. As with other personal details, users must first select **Edit Details**.

Personal details  
*Patron group: Staff*

EDIT DETAILS

Valid From:  
2023/07/16

My email:  
nosuchmail@no.such.mail.com

Additional Email Addresses:

User Roles:  
**Circulation Desk Operator**  
Biology Library

<input checked="" type="checkbox"/>	Activity Report	<input checked="" type="checkbox"/>	Courtesy letter
<input checked="" type="checkbox"/>	Overdue Notice	<input checked="" type="checkbox"/>	Loan Status letter
<input checked="" type="checkbox"/>	Recall letter	<input checked="" type="checkbox"/>	Recall Cancellation letter

#### Personal Details - Library Notices

## Configuration Options

This functionality is disabled by default. To enable the display of the library notices, set the new **display\_actions\_personal\_settings** parameter to **true** in the Discovery Customer Settings mapping table (**Configuration > Discovery > Other > Customer Settings**). For more information, see [Discovery Customer Settings](#).

---

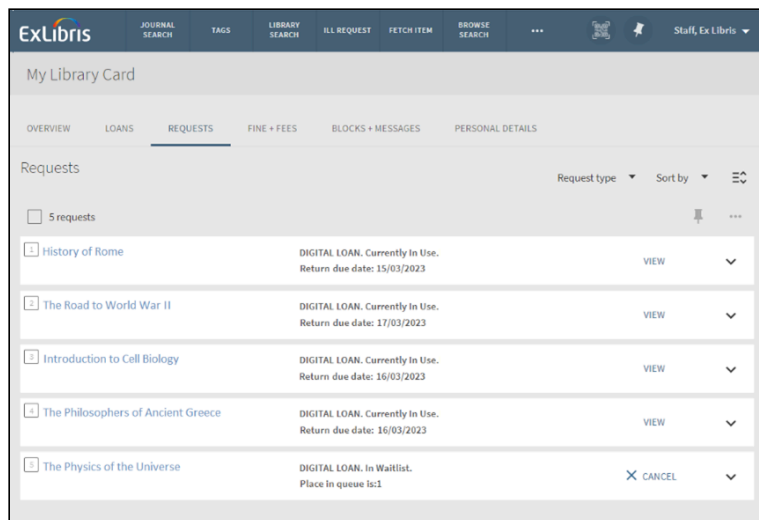
## Long Term Digital Loans - Support Patron Workflow

### August 2023

Long term digital loans is a process by which libraries can lend out digital copies (representations) of physical materials to patrons for periods of a day or more. The system imitates the experience of lending physical items by allowing you to limit the number of digital copies being lent concurrently and configuring the time period of the loan. Like with physical items, if the digital copy is on loan, the requester enters a waitlist. Alma keeps track of the patrons who requested the digital representation and notifies the next person in the waitlist when it is available. Users can also indicate the list of physical items that are represented by each digital resource.

Patrons can request these digital items from the View Online section in Primo VE and manage them from the My Library Card > Requests tab. For more details, see [Creating a Long Term Digital Loan Request from Primo VE](#). For example, the patron's viewing requests, both those still in the waitlist and those currently being fulfilled and viewed by the patron, are displayed on the My Library Card > Requests tab:





### Library Card Requests Tab

The Requests tab displays relevant information about the request, such as allowed session period and grace period. Patron's can select a title to display a title's full display page, view the resource if it is currently available for them to view, and cancel a request in the waitlist.

#### Note

If you are not currently using digital lending, open a Support ticket to enable this functionality.

## Ongoing Accessibility Improvements (August)

### August 2023

Ongoing accessibility improvements were fixed per section to better match Descriptive Labels (2.4.6.b), Errors Identification (3.3.1.b), Context Changes (on Input) (3.2.2.a), Unique IDs (4.1.1.d) , Non-Text Contrast - (1.4.11.b) , Custom Controls (4.1.2.b), Headings (1.3.1.e).

## Additional Enhancements

- **August 2023**

**Resource Filter Bar - Search Results match Facets** – Searches using the Resource Type Filter Bar now return the same results as selecting the same resource type in the Refine your results section.

- **August 2023**

**Reload and Delete - Confirmation Message for OAI Import Profile** – We have added the harvest date to the end of the confirmation message that displays after executing the “Reload and delete” option when loading an external data source with OAI: Please note that the data will be reloaded starting from `<harvest start date>`.

- **August 2023**

**Support Webhook Records from Featured Results** – For customers using Search Webhook, you can now use Featured Results to show search results from your Search Webhook scope.

## Resolved Issues

- **August 2023 SF: 06271939 (Added August 9, 2023)**  
Searches failed due to long Apache Lucene queries. This has been fixed.
- **August 2023 SF: 06311969 (Added August 9, 2023)**  
Advanced search on local field 56 Classifications did not work in IZs. This has been fixed.
- **August 2023 SF: 06617044, 06626000, 06765427, 06774862, 06598780, 06667755, 05323304, 06717110, 06534947, 06842851, 05325761, 06640147, 06745976, 06746898, 06626462, 06765770 (Added August 8, 2023)**  
In some cases, matching records were not added to FRBR groups. This fix will be released with the August 13, 2023 Release Update and requires a FRBR recalculation. For more details, see [Recalculate Dedup and FRBR Groups](#).
- **August 2023 SF: 5330204**  
Missing/Wrong 'aria-label's for mobile view icons. This has been fixed.
- **August 2023 SF: 5330085, 6352973, 6735944**  
Device Usage actions are filtered differently from Action Usage actions. This has been fixed.
- **August 2023 SF: 6316136**  
AutoComplete did not accept input with an apostrophe. This has been fixed.
- **August 2023 SF: 6377312**  
Accessibility: aria label is missing for the Warning message after "copy citation to clipboard" button in full record. This has been fixed.
- **August 2023 SF: 6611156, 6658198**  
The Date was not formatting correctly in Virtual Browse. This has been fixed.
- **August 2023 SF: 6682918**  
Accessibility: For No Results Suggestions, heading was not marked up semantically. This has been fixed.
- **August 2023 SF: 06746383, 06746476, 06765370**  
When displaying the closed fees, we displayed the "Remaining balance" value rather than the "original amount" value in My Library Card - Closed Fines Filter. This has been fixed.
- **August 2023 SF: 06397071, 06492215, 06496325, 06613445**  
(Added the **fulldisplay.constants.complete\_edition** code to the Display Constants Labels code for the relation label **Other editions**).
- **August 2023 SF: 06540900**  
Aria labels for the My Requests and My Loans links in the User Area Menu could not be configured in the Aria Labels code table. This has been fixed by adding the following codes:

Code	Description
nui.aria.menu.myLoans	My Loans
nui.aria.menu.myRequests	My Requests

- **August 2023 SF: 5301578, 5328388, 6378141**  
When 245 \$h was included in Title Starts With search, it was not ignored. This has been fixed.
- **August 2023 SF: 5309031, 5312452, 5330033**  
Subject search links from Services page results in broken queries because ampersand was not encoded. This has been fixed.

- **August 2023 SF: 5310195, 6298271, 6530414, 6563152**  
CSL: Wrong Editor displayed in citation. This has been fixed.
- **August 2023 SF: 6588831, 6750588**  
QR link doesn't lead to the record. This has been fixed.
- **August 2023 SF: 6319322**  
After update of CZ authority record, related bib records were not reindexed. This has been fixed.
- **August 2023 SF: 6753453, 6758911, 6775284**  
Mismatch between number of results in facets and in the Resource Type Bar. This has been fixed.
- **August 2023 SF: 6462517**  
The API Webhook returned less results when not defining the AND operator. This has been fixed.
- **August 2023 SF: 6702357**  
Resource Sharing Request form overrode the owner to default if pickup location was different. This has been fixed.
- **August 2023 SF: 6764204**  
Slow Create-loan APIs when there was a lot to index for Primo following the loan. This has been fixed.
- **August 2023 SF: 6422090**  
Searching with quotation marks and dashes returned blank pages. This has been fixed.
- **August 2023 SF: 6749571**  
The Use my search history for the recent search toggle was not visible for users signing in via Network union view. This has been fixed.
- **August 2023 SF: 6750044**  
Following the submission of the Citation Linker form, the UI language changed to Italian. This has been fixed.
- **August 2023 SF: 6777255**  
BIB records were not fully displayed when opened in the MD Editor and received an alert that the Mandatory field 245 was missing. This has been fixed.
- **August 2023 SF: 6784696, 6798085, 6801574, 6801830, 6801862, 6791514**  
Loading problems and intermittent GetIt display with Angular errors in browser console. This has been fixed.
- **August 2023 SF: 6808077, 6811455**  
Boolean operator NOT did not function as expected. This has been fixed.