

Leganto September 2023 Release Notes

November 2023 Sneak Preview

- NERS: Message for students when no list expected
- Student usage overview dashboard
- New UI: Configure list templates in Alma
- New UI: Branding

Main Features

Leganto's New User Experience is Now Available to All Customers

September 2023 Leganto

All customers can now begin testing and using the new user experience. The new user experience represents over two years of research and over a year of development, and we cannot wait for you to try it out. You can test the new UI while still using the classic UI.

See our [Getting Started Guide](#) for more information about accessing and beginning to use the new user experience.

When you are ready to switch completely to the new user experience, change the parameter **leganto_new_ui** (**Configuration > Leganto > General Settings > Settings**) to `true`. Once set to **true**, all links to Leganto, including LTI links and shareable links, point to the new UI for all users.

We also have a [Frequently Asked Questions](#) page and a [Known Issues](#) page, which you can use to check the status of upcoming development.

Many thanks to our customer community for supporting us through this project, and a very special thanks to our 15 early adopters for spending the past three months working with the new UI and sharing their feedback with us.

We want to highlight a few new features that were added to the new UI.

Formatting Notes for Students

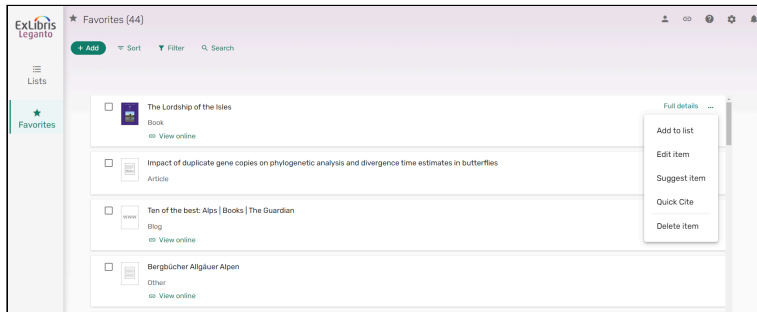
Easily add bold, italic, and, underline formatting and links when adding notes for students (formerly public notes).



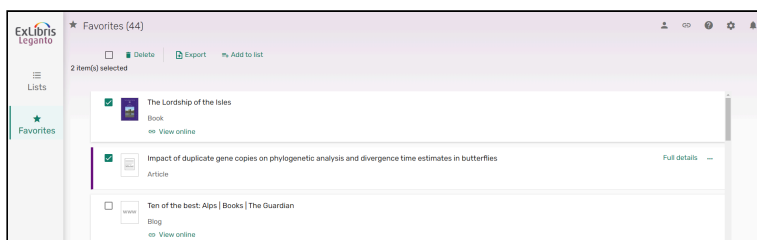
Formatting options in Note for students

Favorites

My Collection has been renamed to **Favorites**. You can now view the availability information from the brief view of the **Favorites** screen. You can add Favorites to lists from the **Favorites** menu and use the **Quick Cite** feature. You can also export items to a list from the Bulk actions menu.



Add to list and Quick Cite from Favorites menu



Favorites bulk actions

Analytics

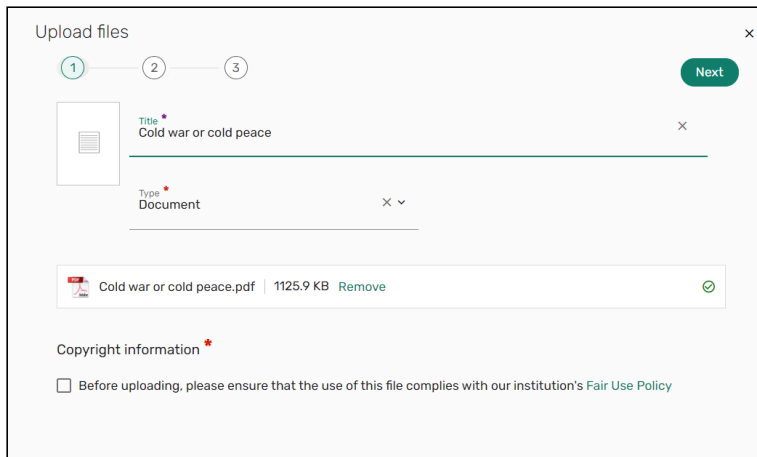
You can now export Analytics reports from Leganto. Additionally, analytics reports now include the number of loans for physical items.

Analytics							
List							
List usage							
List title	Course start date	Course end date	Total items	Number of students	Active students	Total full text access	Number of loans
A History of C...	31/12/2022	15/05/2023	43	21	22	1438	933
Item usage							
Section	all		Item		Clear Export		
Item title	Active students	Students who viewed full text	Due date	Students who marked as done	Number of loans		
Nursing diagnosis handbook : an...	8	7		0	0		
Sport Psychology Service Delivery...	14	14		0	0		
Short Cuts and Extended teaching...	9	8		0	0		
Introduction to Sustainable Develo...	11	0		0	7		
Economic development	3	0		0	1		

Export analytics option

Copyrights

You can now configure that instructors must check a **File Upload Copyright** option when uploading a file. Previously, a default option was automatically selected.

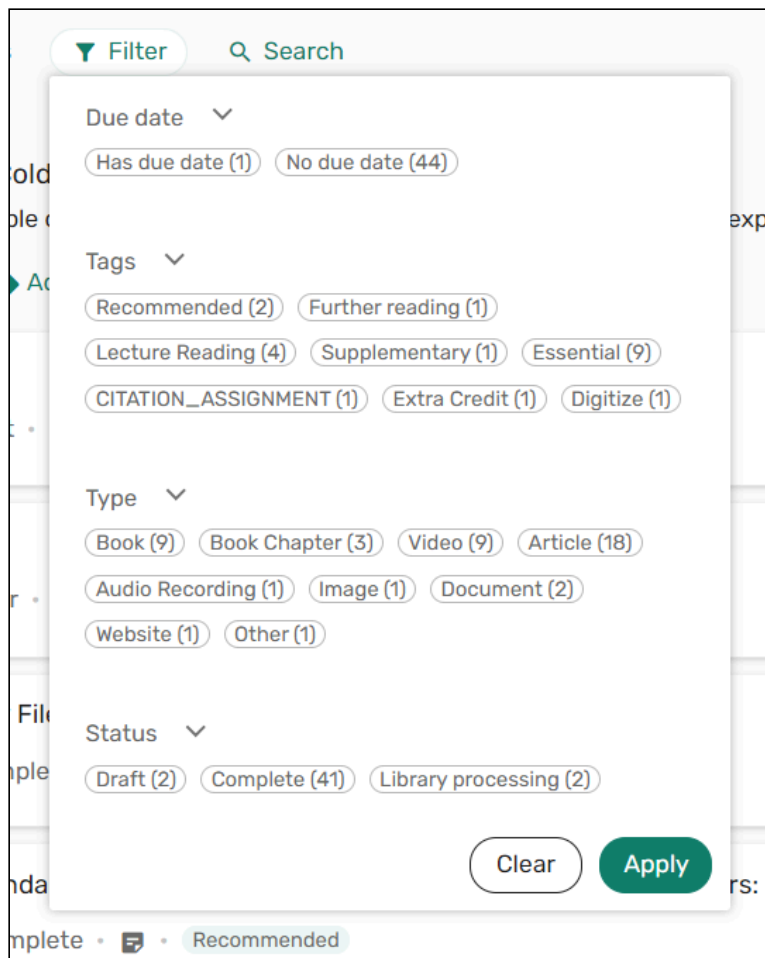


The screenshot shows a modal window titled "Upload files" with a close button (X) in the top right corner. At the top, there is a progress indicator with three steps: 1 (active), 2, and 3. A green "Next" button is located to the right of the progress indicator. Below the progress indicator, there is a form for file details. The "Title" field is labeled "Cold war or cold peace" and has a close button (X) to its right. The "Type" field is labeled "Document" and has a dropdown arrow to its right. Below the form, there is a list of uploaded files. The first file is "Cold war or cold peace.pdf" with a size of "1125.9 KB" and a "Remove" button to its right. A green checkmark icon is visible to the right of the file list. At the bottom, there is a section titled "Copyright information" with a red asterisk. Below this title, there is a checkbox and a text label: "Before uploading, please ensure that the use of this file complies with our institution's Fair Use Policy".

File upload copyright option not selected by default

Filter By Status

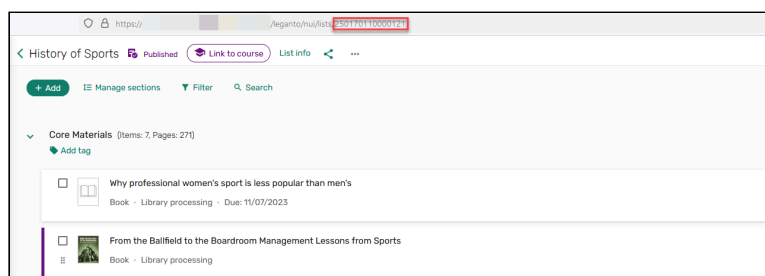
You can now filter reading lists by item status.



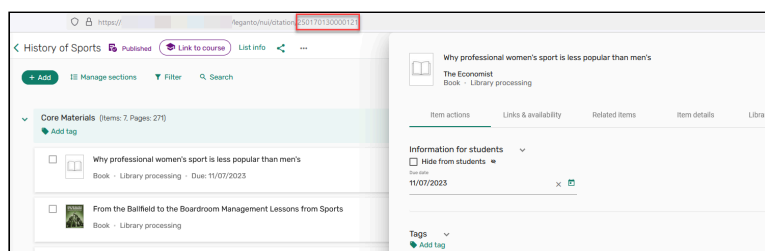
Filter options, including item status

Citation ID

When opening an item's full details, the citation ID is added to the URL. When closing the item, the URL reverts back to the list ID.



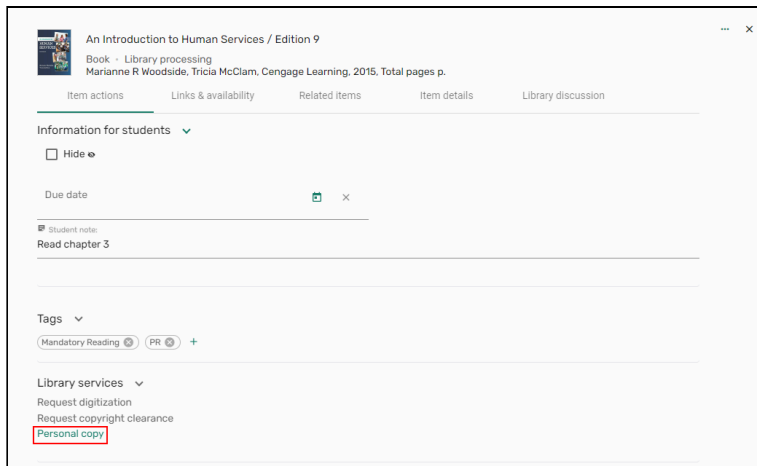
List ID



Additional Enhancements

- **September 2023 Leganto**

You can now configure which materials types can be marked as personal copies. When **instructor_personal_copy_exclusions** is configured ([Configuration > Leganto > Features > Leganto Features](#)) with any of the codes listed in the Reading List Citation Secondary Types table ([Configuration > Fulfillment > Courses > Citation Material Type](#)), those citation types do not have the option to be set as **Personal copy**.



Personal copy

- **September 2023 Fulfillment - Course Reserves**

To support bulk updates of URLs, when **SourceURL** is configured ([Configuration > Leganto > General > Field Normalization](#)), when **Update source URL** is checked, you can now update citation URLs in bulk when the **Reading List Citation Update Task** job ([Admin > Manage Jobs and Sets > Monitor Jobs](#)) runs.

Note

The **Update source URL** checkbox is hidden when the **Delete citations** checkbox is checked.

Import + Add Row ▼

Field Type

SourceURL ▼

Regular Expression

Normalization Method

Concat to end ▼

Replace With

Add Row

Bulk update Source URL

Run a Job - Enter Task Parameters

Reading List Citation Update Task

Delete citations ☐

Citation status ▼

Citation type ▼

☐ Due date ▼ Unconditionally ▼

Remove tags ▼

Add tags ▼

Remove alerts ▼

Delete public note ☐

Detach from repository ☐

Remove files ☐

Enrich by DOI ☐

Update source URL ☒

Update URLs from CDI ☒

Use Leganto viewer (PDFs only) ▼

Sticker Price from Ratio ☐ Unconditionally ▼

Update source URL

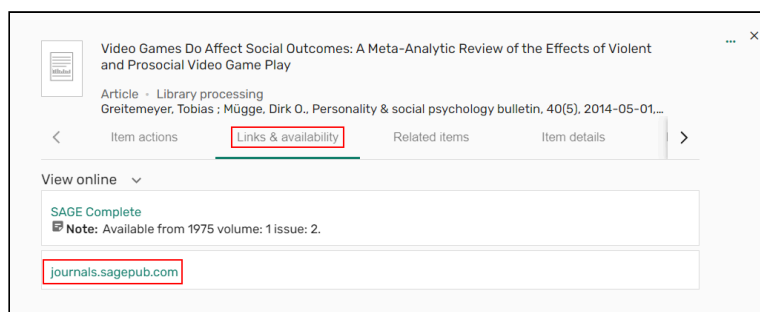
For more information, see [Manual Jobs on Defined Sets](#).

- September 2023 Leganto**

If there are changes to CDI links that are part of a collection, when **Update URLs from CDI** is checked when the **Reading List Citation Update Task** (**Admin > Manage Jobs and Sets > Monitor Jobs**) job runs, those links are now updated on Leganto lists.

Note

In cases where a hidden link changed, when the update job runs, the list link will no longer be hidden after receiving the update.



Link to update

For more information, see [Manual Jobs on Defined Sets](#).

- **September 2023 Leganto**

When **Expiration Days (Configuration > Leganto > LTI > Course Management System Roles)** is set for a role, if a user with that role accesses Leganto after the expiration date, Leganto automatically extends that expiration date to enable those user roles to continue accessing Leganto.

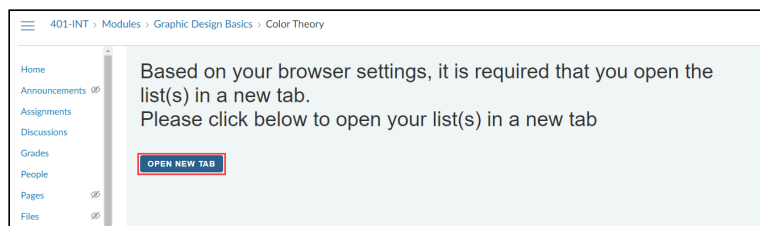
Enabled	LTI Profile	CMS Role	Expiration Days	Course Instructor	Updated By	Last Updated
<input checked="" type="checkbox"/>	All	Teacher	365	True	est_lmgf	11/01/2021

Expiration Days

For more information, see [Mapping CMS Roles to Instructors in Leganto](#).

- **September 2023 Leganto**

When accessing Leganto from an LMS, if browser settings are set to block third-party cookies, the **OPEN NEW TAB** button is now only displayed until it is selected. After selecting the button, the page must be refreshed for the button to be available again.



Open Leganto in a new tab

For more information, see [Direct Access to Reading List, Section, or Citation from a CMS](#).

- **September 2023 Leganto**

Since the embedded file type handling table is no longer in use, the table was removed from Leganto.

Resolved Issues

- **September 2023 Leganto SF: 06823261**
When automatically enriching data using the DOI, the DOI URL format was not correct. This was fixed.
- **September 2023 Leganto SF: 06803495**
In some cases, the Primo Mapping **Concat** option did not concat subfields. This was fixed.
- **September 2023 Leganto SF: 06812405**
Some help videos pointed to the wrong place. This was fixed.
- **September 2023 Leganto SF: 06764265 06815513**
Previously, the Resource Locate process did not run when an item was manually added to a list and **Title_Author** was enabled in the Locate Citation by Fields table ([Configuration > Fulfillment > Courses > Locate Citation by Fields](#)). This was fixed.
- **September 2023 Leganto SF: 06807751**
When adding an article using a DOI number, the **Publication date** was incorrect. This was fixed.
- **September 2023 Leganto SF: 06731958**
In some cases, changes to a course Name were not saved. This was fixed.
- **September 2023 Leganto SF: 06769624**
When rolling over a list, if the rollover copyright status was set to Copy, the Grace Period After End Date information was not included in the rolled over list. This was fixed.
- **September 2023 Leganto SF: 06476206**
In some cases, the **Reading List Citation Process and Enrich** job ([Admin > Manage Jobs and Sets > Run a Job](#)) located types that should not have been located. This was fixed.
- **September 2023 Leganto SF: 06759323**
For some styles, Quick Cite generated citations with double quotes (" ") rather than single quotes (' '). This was fixed.
- **September 2023 Leganto SF: 06706429**
In some cases, the **Reading List Citation Process and Enrich** ([Admin > Manage Jobs and Sets > Run a Job](#)) Job Report indicated **Resource locate match found** even in cases where the resource was not located. This was fixed.
- **September 2023 Leganto SF: 06717650**
Previously, the My list **Sort by: Title** was sorted according to Alma titles. Now, when the parameter **list_name_sort_natural_order** ([Configuration > Leganto > List Management > Settings](#)) is set to `true`, the titles sort alphabetically according to Leganto titles.
- **September 2023 Leganto SF: 06597964**
In some cases, Owners were not added to reading lists courses. This was fixed.
- **September 2023 Leganto SF: 05331127**
Leganto sources were excluded from the Alma Link Resolver Usage report. This was fixed.