

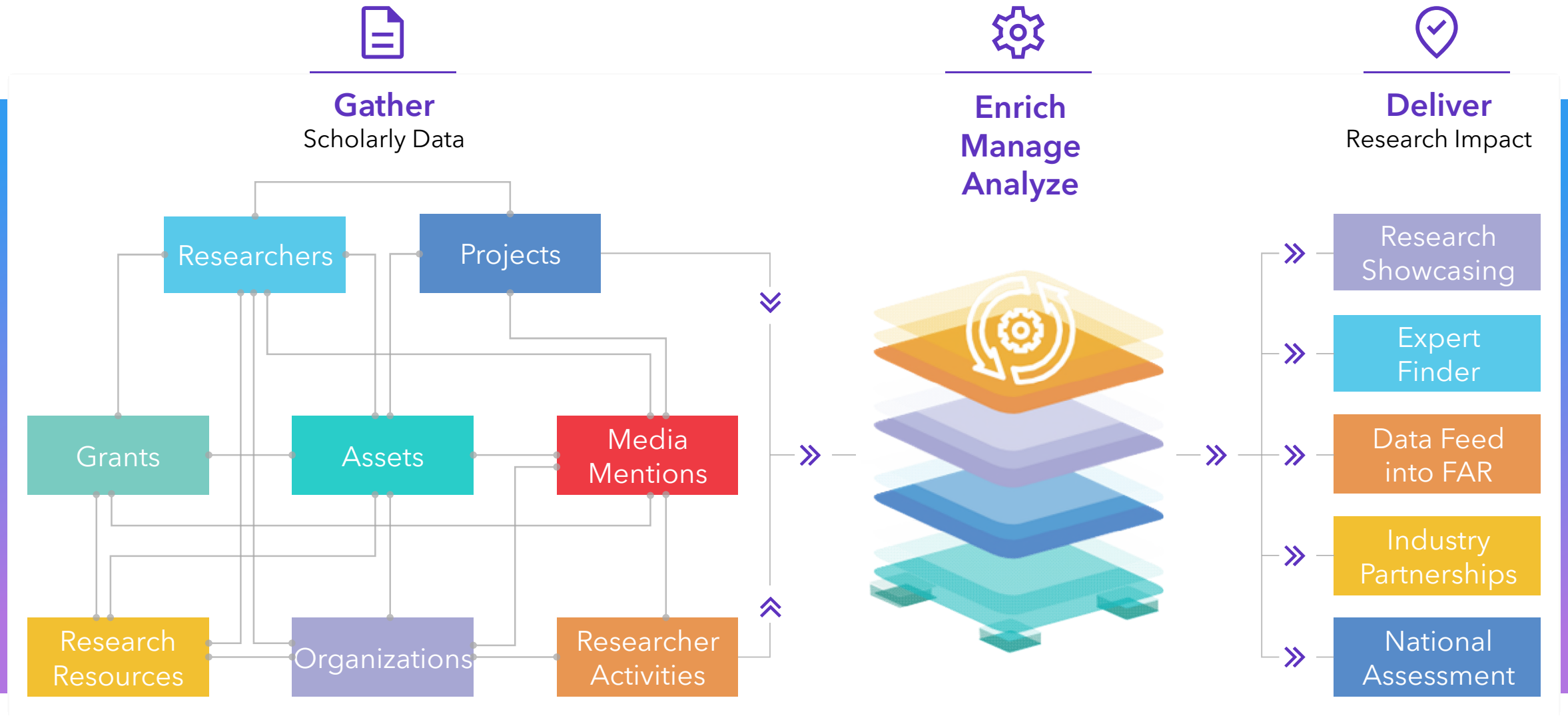
ExLibris[®]
Part of **Clarivate**

IGOLU
International Group of Ex Libris Users

Esploro Product Update

Shalhevet Bar-Asher

What is Esploro?



Esploro Community Worldwide

North America



EMEA



APAC





2023 Release Highlights

2023 Roadmap Highlights



Showcase & Engage



Metrics & Analytics



Build up the Research Info Hub



Improve Workflows



Open System

H1

Personalized CV templates

Share reports & dashboards with executives

Smart Harvesting improvements

Author matching enhancements

Pull research outputs from ORCID

Easily manage previously affiliated researchers

Enhance existing APIs

Showcase org units with dedicated homepages

Richer metrics based on your InCites data

View and update org structure in UI that reflects hierarchy

APIs to view, add and update Esploro's org structure

H2

Display researcher-level metrics in the profile

More granular data in InCites MyOrg based on Esploro data

Create assets from Alma bibliographic records

Improve research information hub management workflows

API access to activities, projects & grants

Showcase & measure alignment with UN sustainable development goals

External collaboration reports
Expert Finder dashboard

Create custom asset categories & types

2023 Release Highlights January - September



Showcase & Engage

- Personalized CV templates
- New file viewer
- Suppress activity categories from public profile display
- Change password and forgot password services
- Display additional asset metrics (Times Cited)
- Accessibility fixes



Metrics & Analytics

- Collection & ORCID analysis
- New Analytics user interface
- Share reports & dashboards with executives
- Richer metrics based on your InCites data
- Community report folder



Build up the Research Info Hub

- Pull research outputs from ORCID

Smart Harvesting improvements

Author matching enhancements



Improve Workflows

- Easily manage previously affiliated researchers
- Improve research information hub management workflows
- View and update org structure in UI that reflects hierarchy



Open System

- Support Google Dataset Searches
- Ongoing job to refresh/revoke ORCID token
- Enhance existing APIs

H1

H2

Create CV from Profile, Personalized Templates

The screenshot displays a user profile for Neil V. Armoz. At the top left, there is an 'Edit profile' button with a pencil icon. Below it is a profile picture of Neil V. Armoz, a man with glasses and a suit. Under the photo, his name 'Neil V. Armoz' is displayed in large bold text, followed by his title 'Associate Professor, Music Department'. A 'Create CV' button, featuring a document icon, is highlighted with a red rectangular border. Below the button, his musical genres are listed: 'Funk | Jazz | Electronica | Afro beat | Psychedelic | Experimental | Indie | Music'. To the right of the profile, there are four tabs: 'Overview' (selected), 'Output', 'Awards', and 'Media'. Under the 'Overview' tab, the 'Expertise' section contains a paragraph about his work as a musician, composer, producer, and animator, mentioning his project 'MashYOUps' and his role at Esploro university. The 'Links' section below lists three items: 'My YouTube page' with a YouTube icon, 'Project440' with a globe icon, and 'Excerpt from YouTube Play at the Guggenheim' with a YouTube icon.

Create CV from Profile, Personalized Templates

Create CV

TEMPLATE

CV INFORMATION

EXPORT

Select template

We will export the information available in your profile. Please select a CV template you wish to download:

- Biosketch
- Europass
- Generic
- Review

Next >

Create CV from Profile, Personalized Templates

Create CV

TEMPLATE

CV INFORMATION



Edit template - researchers information

Select information you wish to see in your CV.

Create CV from Profile, Personalized Templates

The screenshot shows a web interface for creating a CV. At the top, there's a title 'Create CV' and three buttons: 'Save as', 'View', and 'Download'. Below the title are three tabs: 'TEMPLATE', 'CV INFORMATION' (which is active), and 'FORMAT'. Under the 'CV INFORMATION' tab, the heading is 'Edit template - researchers information' with a subtext 'Select information you wish to see in your CV.' Below this is a list of sections, each with a grid icon, a checked toggle switch, and a dropdown arrow. The sections are: Name, Title, Contact information, Work Experience, Education, Personal skills, Organizational skills, Publication, Conferences and Events, Teaching, Honors, and Service. At the bottom right of the list is a 'Next >' button.

Create CV Save as View Download

TEMPLATE **CV INFORMATION** FORMAT

Edit template - researchers information
Select information you wish to see in your CV.

- Name
- Title
- Contact information
- Work Experience
- Education
- Personal skills
- Organizational skills
- Publication
- Conferences and Events
- Teaching
- Honors
- Service

Next >

Create CV from Profile, Personalized Templates

Create CV

[Save as](#) [View](#) [Download](#)

TEMPLATE **CV INFORMATION** FORMAT

Edit template - researchers information

Select information you wish to see in your CV.

- Name
- Title
- Contact information

New File Viewer

« Contents (3) ^ v


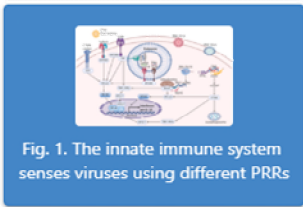
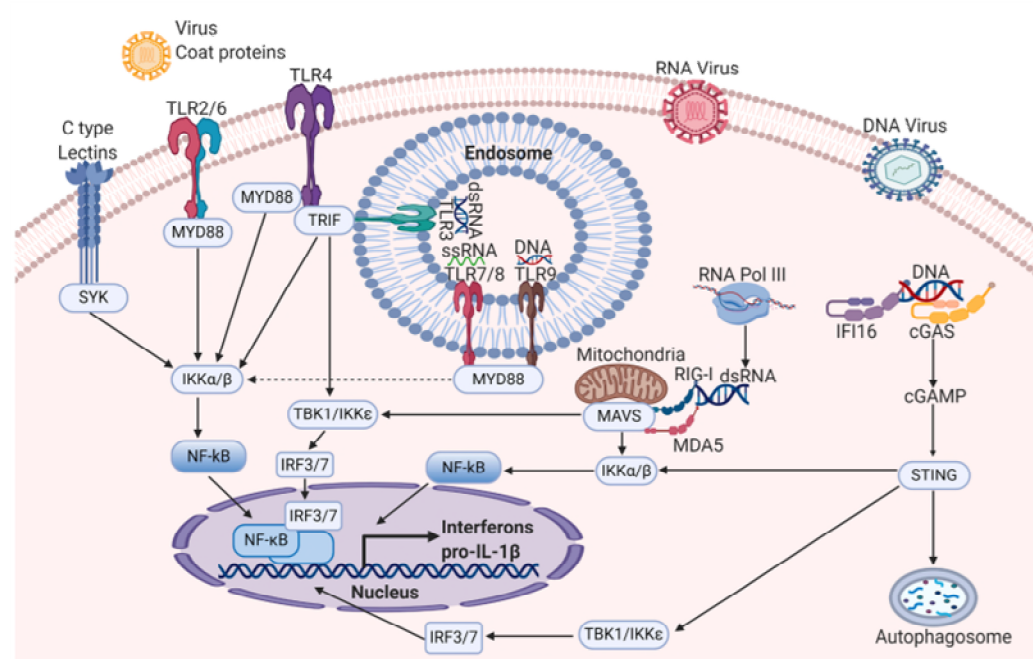


Fig. 1. The innate immune system senses viruses using different PRRs

Open in new tab

Download



Display Times Cited - Asset

back to top ↑


Abstract

Metrics

Files and links



Details


Abstract









 [Multidisciplinary Sciences](#) / [Science & Technology](#) / [Science & Technology - Other Topics](#)

Betacoronaviruses caused the outbreaks of severe acute respiratory syndrome (SARS) and Middle East respiratory syndrome, as well as the current pandemic of SARS coronavirus 2 (SARS-CoV-2)(1-4). Vaccines that elicit protective immunity against SARS-CoV-2 and betacoronaviruses that circulate in animals have the potential to prevent future pandemics. Here we show that the immunization of macaques with nanoparticles conjugated with the receptor-binding domain of [Expand abstract](#)

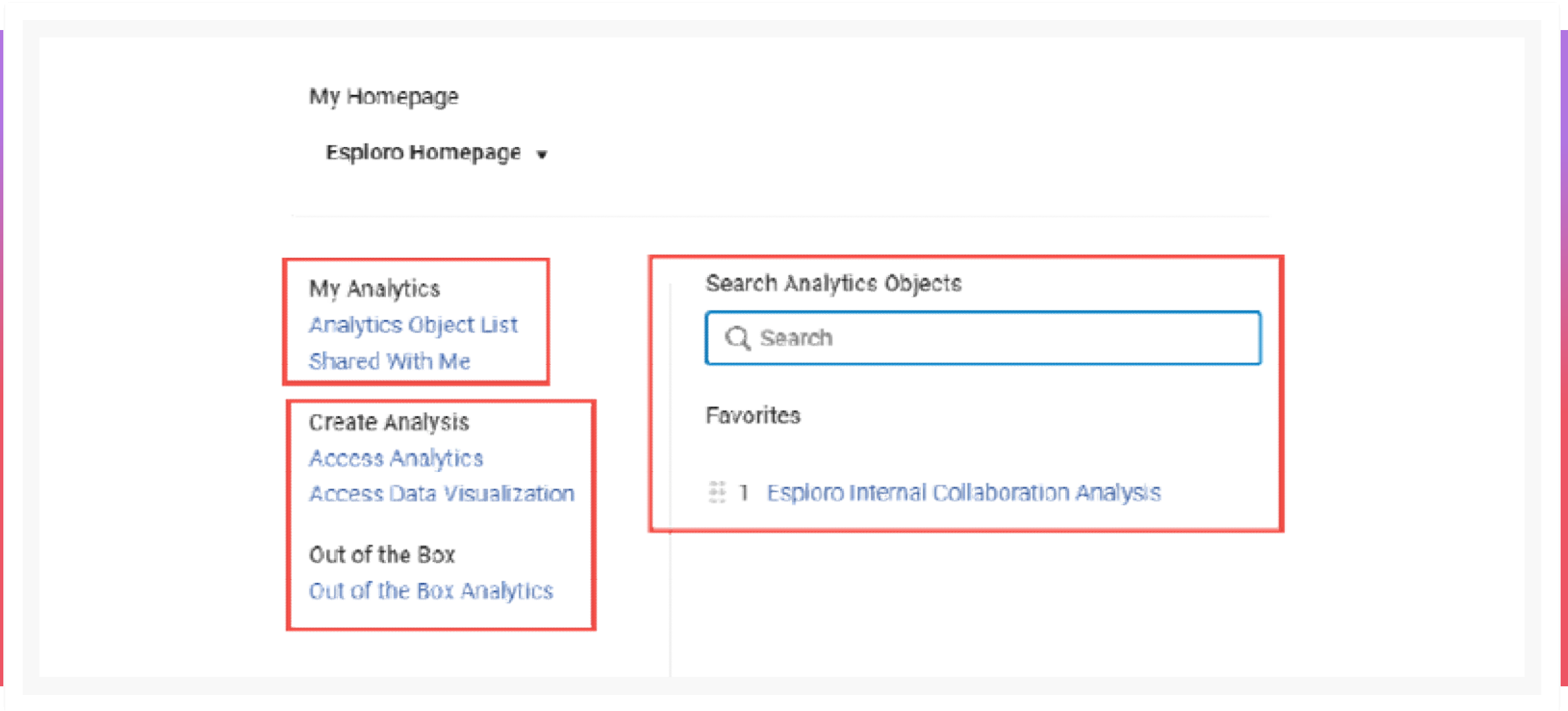
Metrics

 35 Record Views  [117 Times Cited - Web of Science](#)

 [See more details](#)

-  Picked up by **139** news outlets
-  Blogged by **14**
-  Tweeted by **3653**
-  Referenced in **1** patents
-  On **2** Facebook pages
-  Referenced in **1** Wikipedia pages
-  Reddited by **6**
-  **245** readers on Mendeley

New Analytics UI



New Analytics UI

The screenshot displays the 'Analytics Object List' interface. At the top, there is a search bar and filters for 'Sort by: Name', 'Type: All', 'Origin: All', 'Badges: All', and 'Subject Area: All'. A button 'Add New Esploro Analytics Object' is highlighted in the top right. The main list shows four objects:

- 1 Cross Research Assets and Alma Titles Dashboard**: Analytic Folder Esploro/Dashboards. Object created by implementer, Esploro on 02/04/2023. Object modified by implementer, Esploro on 03/05/2023. Status: Subscribed, Scheduled Report, Pinned Object. Actions: Remove Object from List, Unpin From Analytics Menu, View full report.
- 2 Datasets and Code**: Analytic Folder Esploro University of Iowa Libraries 01IOWA_INST/Dashboards. Object created by Thompson, Brian J on 18/10/2022. Object modified by Thompson, Brian J on 18/10/2022. Action: View full report.
- 3 Esploro Grants DV**: Analytic Folder Esploro/DV Dashboards. Object created on 02/04/2023. Object modified on 02/04/2023. Action: View full report.
- 4 Esploro Internal Collaboration Analysis**: Analytic Folder Esploro/DV Dashboards. Object created on 02/04/2023. Object modified on 02/04/2023. Action: View full report.

The detailed view for the first object, 'Cross Research Assets and Alma Titles Dashboard', shows the following information:

- Summary**: Type Dashboard, Subject Areas Esploro Research Assets, Report URL <https://allianc-backoffice-sqa03-na03-iowa-inst.esploro.exlibrisgroup.com/ng/hashed/0EFFC3E54F6A8EF879E93FD/B96D02A65B5B9C47A>.
- Summary**: Analytic Folder Esploro/Dashboards, Object created by implementer, Esploro on 04/02/2023 13:19:10, Object modified by implementer, Esploro on 04/02/2023 13:19:10.
- Share**: Internal Users (Add Users), Roles (Activities Manager, Configuration Manager, Esploro Analytics Administrator, Esploro Designs Analytics, Exlibris - Debugger, Exlibris - Implementer, Exlibris - Support, General System Administrator, Media Mentions Manager, Normalization Manager, Organizations Manager, Projects Manager, Repository Manager, Research Assets Curator, Research Assets Manager, Research Depositor, Research Observer, Research Resources Manager, Researcher, Researcher Curator, Researcher Manager, User Administrator, User Manager).
- Schedule**: Add From Profiles.

Share Reports & Dashboards

The screenshot shows a web interface for configuring a report. At the top right, there are three buttons: 'View full report', 'Remove Object from List', and 'Pin to Analytics Menu'. On the left, a sidebar contains a menu with 'Summary', 'Share', 'Schedule', and 'Report Preview', with 'Schedule' currently selected. The main content area is titled 'Assets by Category' and is divided into several sections:

- Assets by Category:** A light blue box containing report details.
 - Type Report: Analytic Folder Esploro University of Iowa Libraries 01IOWA_INST/Reports
 - Subject Areas: Esploro Research Assets
 - Report URL: <https://backoffice-qac-iowa-inst.esploro.exlibrisgroup.com/ng/hashed/91BD19F924845FA65ADD92ED0A0D3EE19E7D6FC9>
 - Object created by: Staff, Ex Libris on 26/07/2023 09:23:12 AM GMT+3
 - Object modified by: Staff, Ex Libris on 06/08/2023 02:53:13 PM GMT+3
- Share:** A section header with an upward arrow.
- Internal Users:** A section containing a single user tag: 'EXL, Esploro - esploro_exl'.
- Roles:** A section containing four role tags: 'Research Assets Curator', 'Research Assets Manager', 'Research Depositor', and 'Research Observer'. Below these is a '+ Add From Profiles' button.
- Schedule:** A section header with an upward arrow, containing a 'Schedule Report' toggle (which is turned on).
- Recurrence Pattern:** A light blue box with the text 'Recurrence Pattern Weekly' and 'Every Monday At 09:00'.
- Delivery option:** A light blue box with the text 'Link'.

Collection & ORCID Analysis

Collection Title	Collection Code	Collection Status	Number of Assets
Datasets and Code	data	Active	96
New Faculty Publications - 2022	New	Inactive	5,812
Open For Climate Justice	OAweek2022	Active	42
OpenHawks	OpenHawks	Active	18
Recent Books by UI Authors	Books	Active	137
UI Libraries Support Open Access	OA_Agreement	Active	300

Enrich Esploro Analytics with InCites B&A Metrics

InCites Impact Metric

Industrial/ Institutional/
International Collaboration

Hot Paper

Highly cited paper

Open access flag + type

Article type

Total times cited

JNCI

AVG_CNCI

Journal Impact factor

Journal expected citations

Category expected
citation (normalized impact)

Schemas (Inc. SDGs)

Total Number of Assets Number of Assets with WOS ID Number of Assets with InCites Data Number of ESI Highly Cited Papers (InCites) Number of ESI Hot Papers (InCites)

128,785

25,054

9,096

87

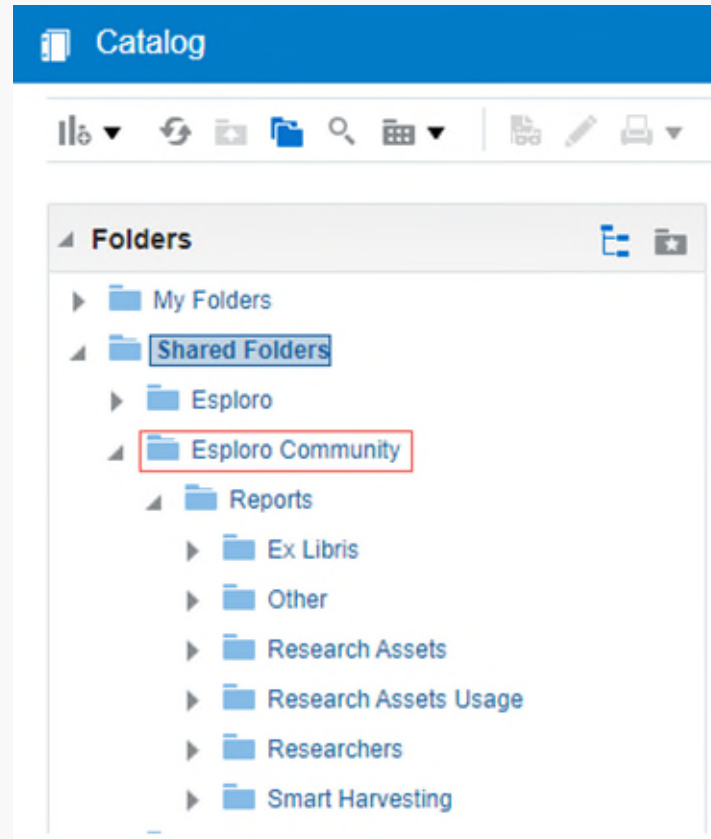
2

Title, InCites Record Type (InCites), Open Access Type (InCites), Open Access (InCites), Impact Factor (InCites), JNCI (InCites), Journal Expected Citations (InCites), Normalized Impact (InCites), Is Industry Collabo...

Is InCites (InCites): Yes

Title	InCites Record Type (InCites)	Open Access Type (InCites)	Open Access (InCites)	Impact Factor (InCites)	JNCI (InCites)	Journal Expected Citations (InCites)	Normalized Impact (InCites)	Is Industry Collaboration (InCites)	Is Institution Collaboration (InCites)	Is International Collaboration (InCites)
Treatment of Acute Uncomplicated Appendicitis	Review	No		176.082	0.28	52.976746	4.1477	No	No	Yes
Association Between mRNA Vaccination and COVID-19 Hospitalization and Disease Severity	Article	Yes	GREEN PUBLISHED;FREE TO READ	157.375	3.19	73.39007	12.07	No	Yes	No
Labor Epidural Analgesia and Autism Spectrum Disorder Is There an Association?	Editorial Material	Yes	GREEN ONLY;GREEN ACCEPTED	157.375	0.46	15.188235	1.114	No	No	No
Epinephrine before defibrillation in patients with shockable in-hospital cardiac arrest: propensity matched analysis	Article	Yes	GREEN PUBLISHED;GOLD - HYBRID	96.216	0.02	50.94776	12.07	No	Yes	No
A Randomized Trial Comparing Antibiotics with Appendectomy for Appendicitis	Article	Yes	FREE TO READ	91.253	0.43	411.7561	5.7722	No	Yes	No
Transcriptional analysis of cystic fibrosis airways at single-cell resolution reveals altered epithelial cell states and composition	Article	Yes	GREEN ONLY;GREEN ACCEPTED	87.244	0.42	97.99015	6.8226	No	Yes	No

Esploro Community Folder



Organizational Structure - Full View

The screenshot displays a web interface for managing an organizational structure. At the top, there is a breadcrumb navigation path: < Academic Unit (1 - 1 of 1). Below this, there is a search bar with a dropdown menu set to 'All' and a search icon. To the right of the search bar are two buttons: 'Change Status' and 'Update Visibility', followed by a settings gear icon and a list view toggle.

The main content area shows a tree view of academic units. The root node is 'QA - Provisioning'. Underneath it, there are several faculties and departments, each with a checkbox and a small blue arrow icon. The 'Department of Bioengineering' is currently selected and highlighted with a light blue background. A horizontal bar with a three-dot menu icon is visible to the right of the 'Department of Bioengineering' entry.

- QA - Provisioning
 - Faculty of Engineering
 - Department of Bioengineering
 - Department of Materials
 - Faculty of Humanities
 - Department of French Studies
 - School of History
 - Department of Anthropology
 - Department of Social Anthropology
 - Public policy
 - Faculty of Law
 - Law School
 - Faculty of Medicine
 - Dentistry
 - Faculty of Natural Sciences

Organizational Structure - Side by Side

The screenshot displays a web interface for managing an organizational structure, specifically focusing on 'Academic Units'. It is divided into two main panels:

- Left Panel (Academic Unit 1 - 1 of 1):** Shows a search filter set to 'All' and a search bar. Below, a tree view lists units under 'QA - Provisioning':
 - Faculty of Humanities
 - School of History (highlighted)
 - Faculty of Law
 - Law School (highlighted)
- Right Panel (Academic Unit 1 - 1 of 2):** Shows a search filter set to 'All' and a search bar containing 'school'. Below, a detailed view of the 'QA - Provisioning' unit is shown, including:
 - Sub unit 5
 - Code QA_1_INST
 - Type University
 - Visibility settings
 - Unit Visibility Setting
 - Locations (with an 'Add Location' button)
 - Alternate Names (with an 'Add Name' button)

A modal window is open over the right panel, titled 'Add sub-unit'. It contains the following fields:

- Academic Unit Name* (text input with placeholder 'Enter Text Here')
- Code* (text input with placeholder 'Enter Text Here')
- Type (dropdown menu with 'Select a value')

A 'Save' button is located at the bottom right of the modal.

Organizational Structure - Move

The screenshot displays a web-based organizational structure management interface. On the left, a tree view shows the hierarchy under 'QA - Provisioning', including 'Faculty of Engineering', 'Department of Bioengineering', 'Department of Materials', 'Faculty of Humanities', 'Department of French Studies', and 'School of History'. The 'Department of Bioengineering' is highlighted with a red box. On the right, a detailed view for the 'Department of Bioengineering' is shown, including its code (2222), type (Department), and status (true). A dropdown menu is open, showing 'Add sub-unit' and 'Move to another parent', with the latter option selected and highlighted in a red box. A modal dialog titled 'Move Department of Bioengineering to' is centered on the screen. It features a search bar with the text 'faculty' and a list of search results: 'QA - Provisioning / Faculty of Engineering', 'QA - Provisioning / Faculty of Humanities', 'QA - Provisioning / Faculty of Law', 'QA - Provisioning / Faculty of Medicine', and 'QA - Provisioning / Faculty of Natural Sciences'. To the right of the dialog, a smaller preview of the organizational tree is shown, with 'Faculty of Engineering' highlighted in a red box and 'Department of Bioengineering' highlighted in a green box, indicating the target location for the move.

Organizational Structure - Activation

The image displays a two-step process for managing organizational units in a system. The top screenshot shows the 'Department of Materials' selected in a tree view, with a 'Change Status' dropdown menu open, highlighting 'Deactivate'. The bottom screenshot shows a confirmation dialog box with the text 'Deactivate Units' and 'You are about to deactivate 4 selected units, are you sure?'. The dialog has 'Cancel' and 'Deactivate' buttons. Below the dialog, a success message states '4 units were successfully updated.' The interface also shows details for 'QA - Provisioning' and a list of units including 'Department of Materials', 'Department of Anthropology', 'Department of Social Anthropology', and 'Public policy'.

Organizational Structure - Visibility

The screenshot displays the 'Organizational Unit' management interface. On the left, a tree view shows the hierarchy of units under 'Esploro University'. The 'Department of Electrical and Electronics Engineering' and 'Physics' are selected. The center panel shows details for the selected unit, including its name, code, and status. The right panel is a modal dialog titled 'Update Visibility' with the following content:

Update Visibility

Change visibility of 8 selected units:

- Display in portal unit tree:
- Always display in portal unit tree:
- Display unit homepage:

Buttons: Cancel, Confirm

A success message box at the bottom right states: '8 units were successfully updated.'



Q4 2023 Roadmap

Q4 2023 Roadmap Highlights



Showcase & Engage

Improvements to the org units page

Showcase org units with dedicated homepages

Ability to split activities to tabs on the profile

Display researcher-level metrics in the profile

Showcase & measure alignment with UN sustainable development goals (SDGs)



Metrics & Analytics

External collaboration reports



Build up the Research Info Hub

Create assets from Alma bibliographic records



Improve Workflows



Open System

API to Get org units

Smart Harvesting improvements


Author matching enhancements

Improvements to Org Units Page

Our Research Units

Researcher Profiles

Research Output

 Expand all units

College of Dentistry

Faculty of Law

Faculty of Medicine

— Humanities


Art School


Our Research Units


 Collapse all units


— Faculty of Engineering

Department of Software Engineering


— Faculty of Humanities 

Department of French Studies 

— School of History 

— Department of Anthropology 

Department of Social Anthropology

— Faculty of Medicine 

Nursing School

Improvements to Org Units Page - Backend

Research Portal

Back

Save

Header/Footer

Homepage

Search

Organizational Unit Tree

Asset Advanced Search

Asset Search Page

Asset Page

Asset Essentials

Asset Actions

Project Page

Project Search Page

Activity Page

Resource Page

Default Tab

Research Output

Researcher Profiles

Tabs

⋮	Active	Code	Description
⋮ 1	<input checked="" type="checkbox"/>	tab.researchers	Researchers
⋮ 2	<input checked="" type="checkbox"/>	tab.outputs	Output
⋮ 3	<input type="checkbox"/>	tab.projects	Projects
⋮ 4	<input type="checkbox"/>	tab.homepage	Homepage

Dedicated Homepages - Profiles

The screenshot displays a web interface for the College of Dentistry. At the top, there is a navigation bar with a 'Back' link on the left and 'Research units /' on the right. The main header features the text 'College of Dentistry' with a dropdown arrow. Below this, three tabs are visible: 'Homepage', 'Researchers' (which is active and underlined), and 'Output'. A secondary navigation bar shows 'Page 1 of 2 results' and icons for grid and list views. On the left side, there is a 'Refine the results' section with two filter categories: 'Availability' and 'Our Researchers'. Under 'Availability', there are two checkboxes: 'Peer-reviewed Journals' with a count of 3.8k and 'Open Access' with a count of 1.7k. Under 'Our Researchers', there are five checkboxes with names and counts: Jeffrey C Murray (529), Steven M Levy (354), Aliasger K Salem (253), Peter C Damiano (253), and John J Warren (252). The main content area displays two researcher profiles. The first profile is for Susan C McKernan, an Associate Professor in Preventive & Community Dentistry. Her profile includes a photo, her name, title, and a list of research interests: Dentistry, health services research, Dental Public Health, evidence-based dentistry, survey research, Medicaid, Access to care, and dental education, with a note that there are 10 interests in total. The second profile is for Aline L Petrin, an Assistant Professor in Dental Research and Orthodontics. Her profile includes a photo, her name, title, and research interests: Craniofacial Disorders, Epigenetics, Genetics, and Pediatrics.

Dedicated Homepages - Outputs

[← Back](#)

Research units / Carver College of Medicine /

Anatomy and Cell Biology

Homepage Researchers **Output**

Page 1 of 3,138 results

Refine the results

Sort by Date-newest

Availability ^

- Peer-reviewed Journals 2.5k
- Open Access 1.5k

Our Researchers ^

- Richard J H Smith 710
- Jeffrey C Murray 531
- John F Engelhardt 359
- Ronald Weigel 187

JOURNAL ARTICLE | OPEN ACCESS | PEER REVIEWED

Adipose triglyceride lipase promotes prostaglandin-dependent actin remodeling by regulating substrate release from lipid droplets

by Michelle S Giedt, Jonathon M Thomalla, Roger P White, Matthew R Johnson, Zon Weng Lai, Tina L Tootle and Michael A Welte
Development (Cambridge), Vol.150(20), dev201516
10/15/2023

Lipid droplets (LDs), crucial regulators of lipid metabolism, accumulate during oocyte development. However, their roles in fertility remain largely unknown. During Drosophila oogenesis, LD accumulation coincides with actin remodeling necessary for follicle development. Loss of the LD-associated Adipose Triglyceride Lipase (ATGL) disrupts both actin bundle formation and ...more

PREPRINT | OPEN ACCESS

RBL2 represses the transcriptional activity of Multicilin to inhibit multiciliogenesis

by Erik J. Quiroz, Seongjae Kim, Lalit K. Gautam, Zea Borok, Christopher Kintner and Amy L. Ryan
bioRxiv
Cold Spring Harbor Laboratory
08/04/2023

A core pathophysiologic feature underlying many respiratory diseases is multiciliated cell dysfunction, leading to inadequate

Dedicated Homepages - Home

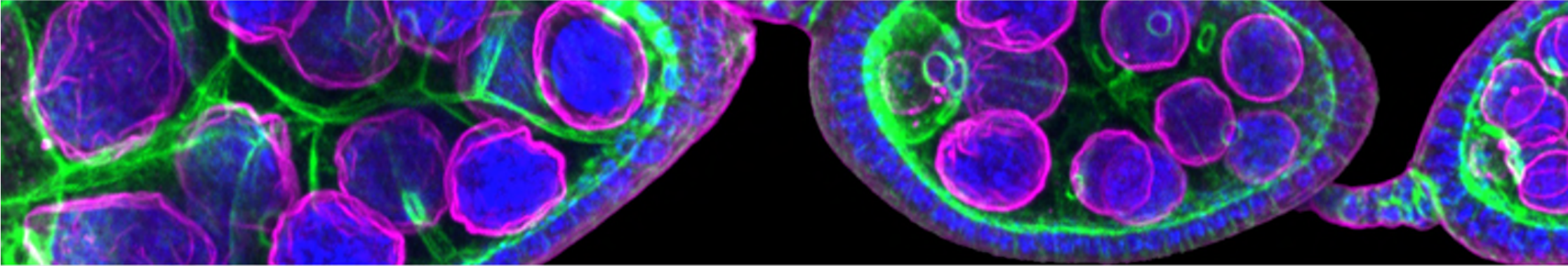
[← Back](#)

[Research units](#) / [Carver College of Medicine](#) /

Anatomy and Cell Biology

CARVER COLLEGE OF MEDICINE

[Homepage](#) [Researchers](#) [Output](#)




The Department of Anatomy and Cell Biology now serves three major functions: the performance of topical research, the preparation of graduate students for scientific careers within academia and other related fields, and the teaching of human anatomy to health professionals in training.

[News & Events](#) | [University Department Page](#)

Split Activities

[← Back](#)

[Overview](#) [Output](#) [Projects](#) [Activities](#) [Teaching & Supervision](#) [Professional Activities](#)



Neil V. Armoz

Associate Professor, Music Department

Funk | Jazz | Electronica | Afro beat | Psychedelic | Experimental | Indie | Music

Expertise

Neil V Armoz is a musician, composer, producer and animator. He is best known for creating the online music video project, *MashYOUps*. He is an associate professor, teaching music and new media courses in Esploro university. He is a member of the YOUrchestra group and performs with them.

Global ID

Pivot ID
C1C7C3A2E1F111EAADF90ED64702888E

Email

NVArmoz@Esploro.com




Phones

Mobile 813-956-3690
Office 727-816-9843

Address

409 County Line Road
Tampa, Florida(FL) 33602

Links

-  [My YouTube page](#)
- [Project440](#)
-  [Project 440 helps young people use their interest in music to better their future and ignite change in their communities](#)
-  [Excerpt from YouTube Play at the Guggenheim](#)

Split Activities - Backend

The screenshot shows the 'Research Portal' configuration interface. On the left is a blue sidebar with navigation options: 'Esploro QA', 'Repository', 'Researchers', 'Portal & Profiles', and a menu icon. The main content area is titled 'Research Portal' and includes a 'Back' button and a 'Save' button. Below the title is a grid of page configuration buttons: 'Header/Footer', 'Homepage', 'Search', 'Organizational Unit Tree', 'Asset Advanced Search', 'Asset Search Page', 'Asset Page', 'Asset Essentials', 'Asset Actions', 'Project Page', 'Project Search Page', 'Activity Page', and 'Resource Page'. The 'Activity Page' button is highlighted. Below this is a section titled 'Activity Tabs for Display' with a dropdown arrow. It contains a table with three rows of activity tabs. Each row has a grid icon, an 'Active' toggle, a 'Code' field, a 'Description' field, and a three-dot menu icon.

Grid Icon	Active	Code	Description	Menu Icon
1	<input checked="" type="checkbox"/>	activities	Activities	...
2	<input type="checkbox"/>	activities_2	Teaching & Supervision	...
3	<input type="checkbox"/>	activities_3	Professional Activities	...

InCites Asset Level Metrics

InCites information

 Highly Cited Paper  Hot Paper

 *Industry collaboration / Institution Collaboration / International cooperation*

Citation topics: 1 Clinical & Life Sciences / 1.45 Molecular & Cell Biology / International cooperation

Web of Science research areas: Biochemistry & Molecular Biology

UN sustainable development goals

This work has contributed to the advancement of the following goals.





What Else Have We Been Up To?



Additional Activities - Videos



New

- Esploro Essentials video "**ETDs (Electronic Theses and Dissertations)**" available in the [Knowledge Center](#)
- "**Configuring Search Features in the Portal**" - Available in the [Knowledge Center](#)
- Recordings of our **Esploro Analytics Webinar** are available [here](#)



Updated

- Esploro Essentials videos including "**Introduction to Esploro**" and "**Projects**" are available in the [Knowledge Center](#)
- Esploro for Researchers video about "**The Researcher Profile in Esploro**", "**How to Create a CV**" is now available in the [Knowledge Center](#)
- New to Esploro? Check out our short explanation on **Exlibris' Idea Exchange** platform, also available in our webinar list [here](#)



Additional Activities - Documentation



Documentation

- [Working with ETDs in Esploro](#)
- [ORCiD in Esploro](#)
- **Letter Configuration** - The letter's documentation was improved, and missing information was added - Available [here](#)
- **Configuring the Research Portal** - We added a clear visual indication for each configuration explaining what it controls in the portal and vice versa, and where to configure different features - available [here](#)
- **Configuring Researcher Profiles** - We built a visual guide that explains where to configure different sections of the profile and where to find additional related controls - Available [here](#)
- **Researcher title configuration and display** - Available [here](#)
- Searching in the portal - See [here](#)



What's Next?



Additional Activities - Coming Soon!



Smart Harvesting guide - "all you need to know"



SEO best practices guide



Esploro - InCites integration materials

2024 Roadmap

- Planning is underway - stay tuned for a Roadmap Webinar
- Highlights include:
 - Allow multiple author affiliations
 - Add datasets to Smart Harvesting
 - Additional relationships between entities
 - Additional actions for new org units, for example split and merge
 - Add Open Access type and provide tools for ongoing updates from UnPaywall
 - Large file upload
 - Include grants in CV
- More to come...

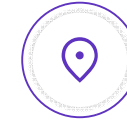
Hear More About Esploro



Session



Time



Location

The integration experience at Southern Cross University, Margaret Pembroke, Southern Cross University	In 10 minutes	Room AV 04.17
Adding Library Control of Business Logic to Alma User and Esploro Researcher Processing, Joan Kolarik, Drexel University	Thursday 15:40	Room AV 01.12



Look for these presentations on the IGeLU website:

- Working with Alma, Converis and Esploro in the life cycle of institutional research outputs, Paolo Buoso, Free University of Bozen-Bolzano
- Integrating Research Assets in Research Repository (Esploro) using Smart Expansion via Alma, Hala Elgohary & Verónica Parsiale, International Labour Organization



Thank You

shalhevet.bar-asher@clarivate.com

© 2023 Clarivate

Clarivate and its logo, as well as all other trademarks used herein are trademarks of their respective owners and used under license.