



Managing  
Electronic  
Resources

# ERM-301

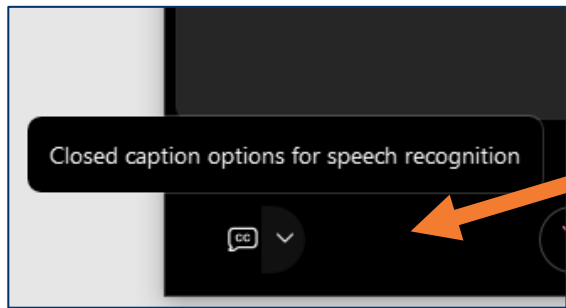
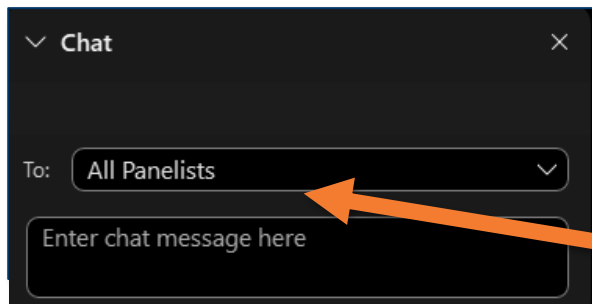
## Usage Statistics, COUNTER, and SUSHI Harvesting

Kevin Lane-Cummings and Jenny Draeger  
Customer Education Team

# Alma

  
Part of **Clarivate**

# A few points about WebEx



- Technical issues? Exit and rejoin the WebEx session
- Submit questions via WebEx Chat: Select **All Panelists** in the **To:** dropdown menu
- Turn captions on and off in the lower-left corner of the WebEx screen

# Managing Electronic Resources Series



ERM	Session	Date
101	Overview and Background	Sep 21
102	Order and Activate Collections	Sep 28
103	Order and Activate Portfolios	Oct 05
201	Maintain E-Resources	Oct 12
202	Troubleshoot Discovery	Oct 19
203	Overlap Analysis	Oct 26
<b>301</b>	<b>Usage Statistics, COUNTER, and SUSHI Harvesting</b>	<b>Nov 02</b>
302	Analytics of E-Resources	Nov 09
B-1	Contribute to the Community Zone	Nov 16
B-2	Upload Electronic Holdings for E-Book Central ...	Nov 30

# Agenda



- **Review Exercises**
- Usage Statistics for E-Resources
- Upload COUNTER Reports
- Set Up SUSHI Harvesting
- Resources (including exercises)

# Review Exercises - Overlap Analysis

- Compare a CZ collection to all of IZ
- Compare an IZ collection to all of IZ
- Compare a vendor-supplied title list to all of IZ



# Agenda



- Review Exercises
- **Usage Statistics for E-Resources**
- Upload COUNTER Reports
- Set Up SUSHI Harvesting
- Resources (including exercises)

# What are Usage Statistics for E-Resources?

- The number of times e-resources are accessed (“used”) by patrons
- Can help you:
  - Develop collection
  - Allocate budget
  - Monitor trends over time
  - Negotiate with providers
  - Advance institution goals
- Data provided by vendors and by Alma’s link resolver



# What is COUNTER?

Counting **O**nline **U**sage of **N**eTworked **E**lectronic **R**esources

- Usually called “COUNTER Reports”
- Industry standard for vendors to report usage data of electronic resources
- Standardized by Project COUNTER





# Different COUNTER Reports for Different Data

- TR\_J1 – Journal Title Requests
- TR\_B1 – Book Title Requests
- IR – Extended Item Report
- DR\_D2 – Database Report – Access Denied

And many more!



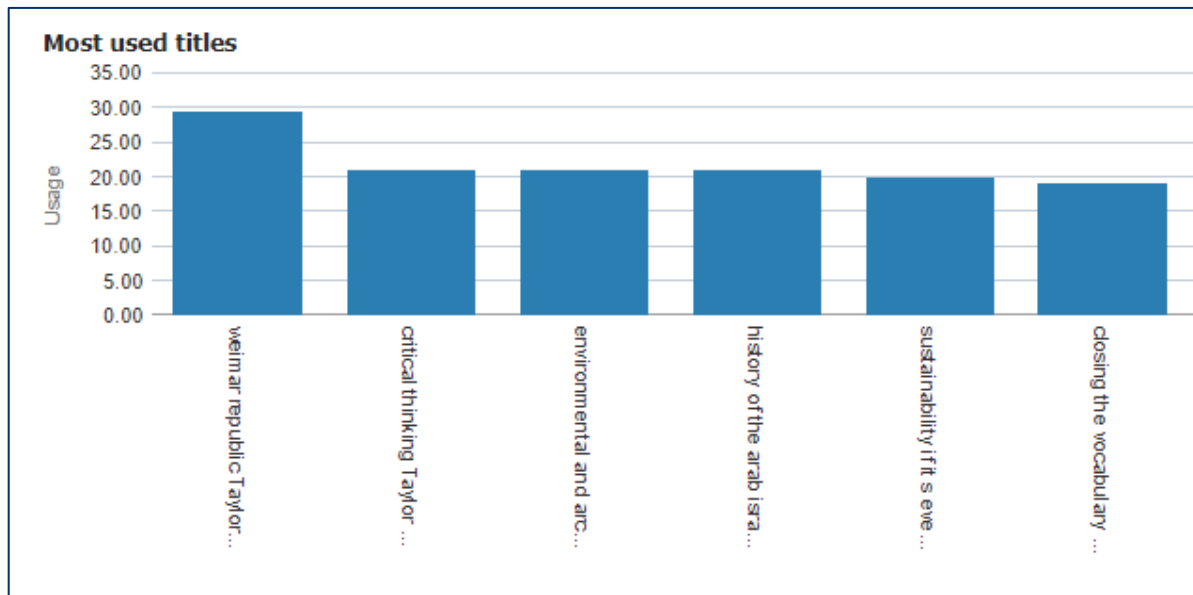
# Example COUNTER Report

	A	B	C	D	E
1	Report_Name	Journal Requests (Excluding OA_Gold)			
2	Report_ID	TR_J1			
3	Release	5			
4	Institution_Name	Sample University			
5	Institution_ID	isni=1234567890			
6	Metric_Types	Total_Item_Requests; Unique_Item_Requests			
7	Report_Filters	Data_Type=Journal; Access_Type=Controlled; Access_Method=Regular			
8	Report_Attributes				
9	Exceptions				
10	Reporting_Period	2017-01-01 to 2017-06-30			
11	Created	2017-05-25			
12	Created_By	Platform X			
13					
14	<b>Title</b>	<b>Publisher</b>	<b>Publisher_ID</b>	<b>Platform</b>	<b>DOI</b>
15	Journal A	Publisher X	isni=1234123412341234	PlatformX	/12.1.0.1/11
16	Journal A	Publisher X	isni=1234123412341234	PlatformX	/12.1.0.1/11
17	Journal B	Publisher X	isni=1234123412341234	PlatformX	/12.1.0.1/11
18	Journal B	Publisher X	isni=1234123412341234	PlatformX	/12.1.0.1/11



# How Usage Reports are Used

Alma Analytics combines data from multiple vendors with title normalization



# How Usage Reports are Used (cont.)

Alma Analytics combines usage data with costs

LC Classifications Group1	Cost	Usage	Cost Per Use
The Family. Marriage. Women	64,554.75	100,592.50	0.64
Portuguese literature	1,505.00	1.00	1,505.00
Technology (General)	1,302.78	5,157.73	0.25
Mathematics	1,275.79	34,157.23	0.04
Industries. Land use. Labor	1,041.10	10,172.47	0.10
Science (General)	757.04	1,164.34	0.65
Law in general. Comparative and uniform law. Jurisprudence	533.35	82,541.52	0.01
Commerce	523.22	22,270.43	0.02
Internal medicine	473.32	49,612.23	0.01
Finance	430.29	727.90	0.59



# What is SUSHI?

**S**tandardized **U**sage **S**tatistics **H**arvesting  
Initiative

- Industry standard for institutions to automatically harvest (retrieve and upload) COUNTER usage reports from vendors.
- Standardized by NISO



# Agenda



- Review Exercises
- Usage Statistics for E-resources
- **Upload COUNTER Reports**
- Set Up SUSHI Harvesting
- Resources (including exercises)

- Usage Data Operator
- Vendor Manager

# Agenda



- Review Exercises
- Usage Statistics for E-Resources
- Upload COUNTER Reports
- **Set Up SUSHI Harvesting**
- Resources (including exercises)

# SUSHI Prerequisites

- Configure COUNTER Subscriber for your institution
- Configure Vendor
- Info from vendor:
  - SUSHI access URL
  - Credentials
  - Supported COUNTER report types





# Agenda



- Review Exercises
- Usage Statistics for E-Resources
- Upload COUNTER Reports
- Set Up SUSHI Harvesting
- **Resources (including exercises)**

# Documentation and Further Training

- [Managing COUNTER-Compliant Usage Data in Alma](#)
- [Project COUNTER](#)
- [SUSHI at NISO](#)
- [Managing Electronic Resources](#)
- [Alma Resources LibGuide \(see Electronic Resource Management\)](#)

# About Today's Session, and Register for Next Week

[Ex Libris Knowledge Center](#) > [Alma](#) > [Training](#) > [Webinars](#) > [E-Resource Management](#)



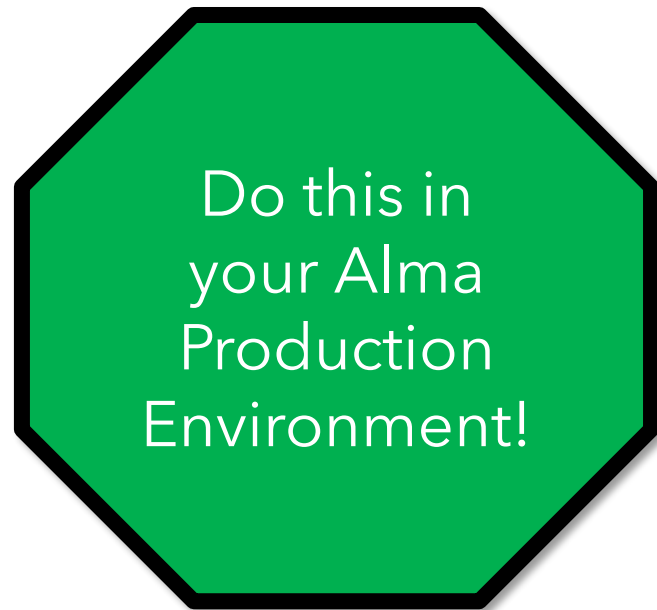
- Download these presentation slides
- Watch recordings of this session (and previous sessions)
- Download practice exercises
- Register for upcoming sessions  
(and see what content they will contain)

# Exercises

- Request or retrieve COUNTER report from a vendor
- Upload the COUNTER report into Alma
- Set up SUSHI harvesting for a vendor that provides it

Download exercise file for details.

Bring any questions and issues to our next session.





## Managing Electronic Resources

Assumes familiarity with [Alma Design Analytics](#)

# Next Week: Analytics of E-Resources

- Use and modify default ERM Reports and Dashboards (for both Alma-linking usage data and COUNTER usage data)
- Create new ERM reports
- Find overlap between print and e-resources

# Thank you!

---

Please fill out the survey  
that will appear when you  
close the WebEx meeting

