ExLibris
Part of Clarivate

# Using Logical Title Level Collections

Yoel Kortick

May 2024

# Agenda

- Introduction
- Creating the Logical Query
- Creating the Logical Collection
- Attributing a Set to the Logical Collection
- Ongoing Update of the Collection From the Set
- The Logical Title Level Collection in Discovery

# Introduction

# Introduction

- When a title level collection is **not** defined as “logical” titles can be added to the title level collection in the following ways:
  - Manually one at a time from the “Title List” tab of the collection by clicking “Add Title”
  - Manually from a set from the “Title List” tab of the collection by clicking “Add Titles from Set”
  - Via an Import Profile of type “Digital” by choosing the title level collection in the “Inventory Information” tab

# Introduction

- When a title level collection **is** defined as “logical” titles are assigned to collections **automatically**.
- The assignment of titles to a title level collection is based on a logical query instead of assigning them manually.  This is a significant timesaver.
- This is done by defining the Title Level Collection to be logical.
- The title level collection is considered a “Logical Collection” when the new “Logical Collection” checkbox is checked on the “Add New Collection page”.
- This is accessed when creating a new title level collection at “Resources > Manage Inventory > Manage Collections”.

# Introduction

- Any time a new title is added to or removed from the logical set it will also get added to or removed from the Logical Title Level Collection.
- This eliminates the need to manually add a title or manually click “Add Titles from Set”
- Note that it is possible to add records with any type of inventory (or no inventory) to title level collections.
- See also the online help Adding a Logical Collection on the Ex Libris Knowledge Center.

# Creating the Logical Query

# Creating the Logical Query

- The logical query is determined by the query of a titles set (Digital Titles, Electronic Titles, Physical Titles or All Titles).
- In our example here we will use a logical set of type “All Titles”.
- First, we will create a set of all titles where “Subject contains phrase Library Science”.
- Then we will attribute the logical set to a Logical Title Level Collection.

# Creating the Logical Query

- Here we are searching for all titles where (Subjects contains phrase "Library Science")

# Creating the Logical Query

- From the results we will click “Save Filter and Query” to create a logical set

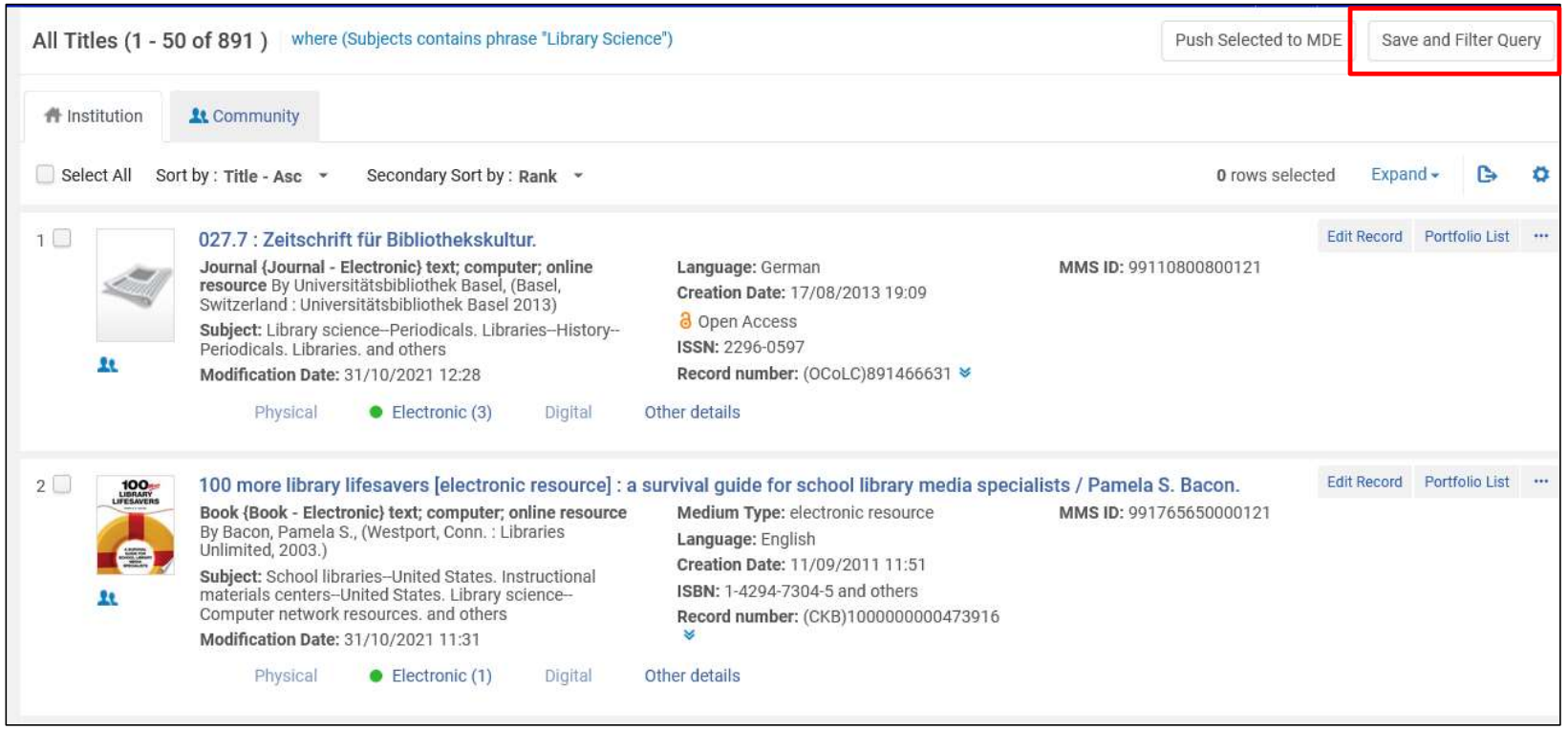

# Creating the Logical Query

- We will call our All Titles Logical Set “All titles with subject Library Science”

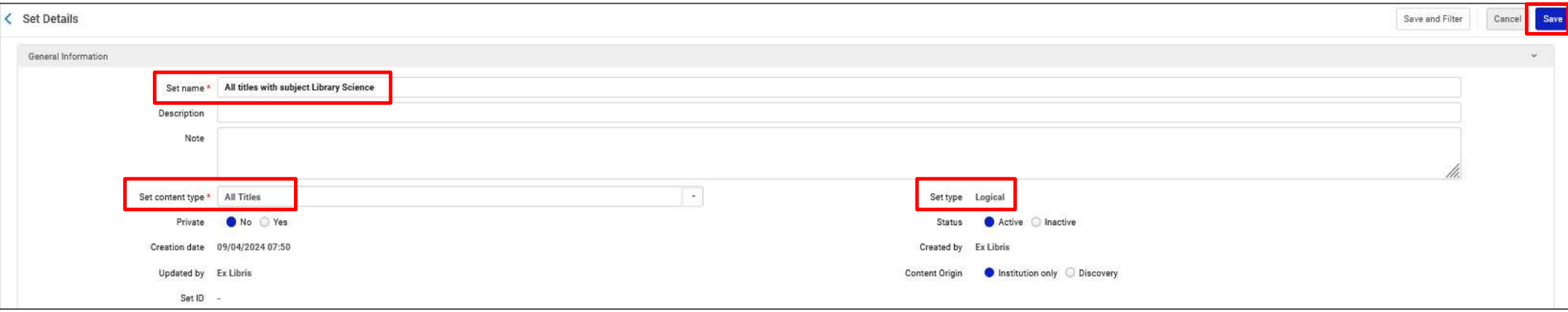

# Creating the Logical Query

- The set has been created

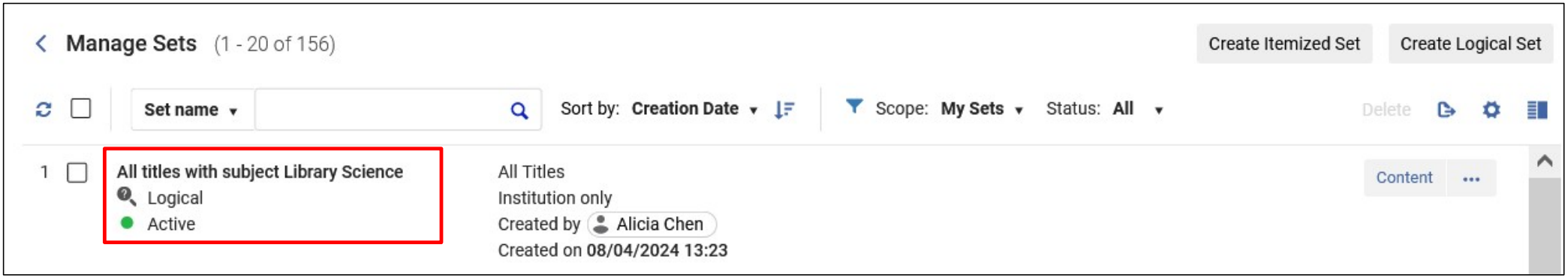

# Creating the Logical Collection

# Creating the Logical Collection

- The Logical Title Level Collection will be created like other title level collections at “Resources > Manage Inventory > Manage Collections”

# Creating the Logical Collection

- We will add a new top-level collection

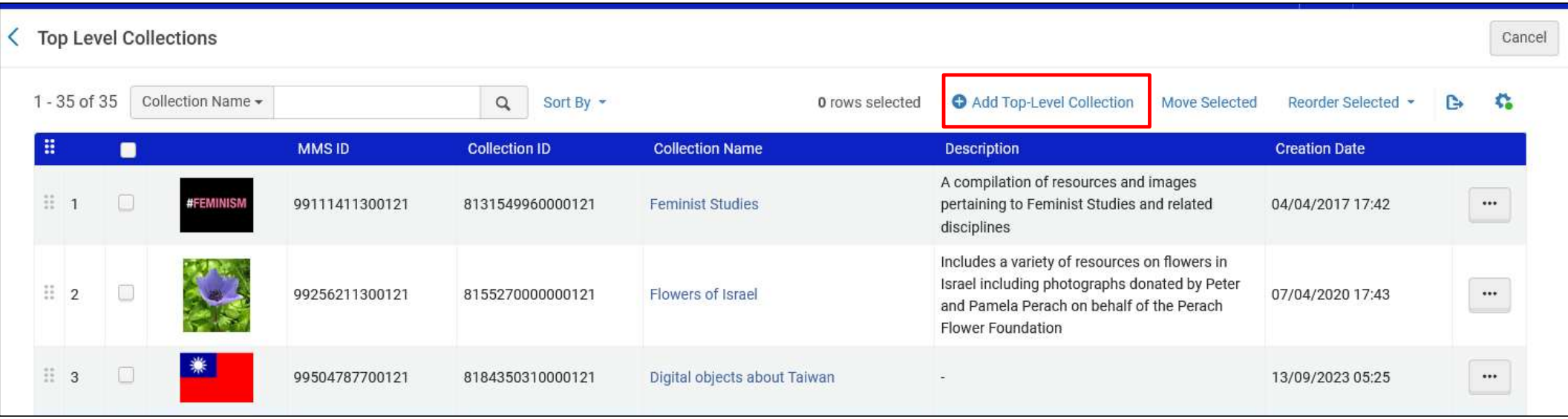

# Creating the Logical Collection

- On the next slide we are adding a new Top-Level Collection called “Resources about Library Science”.
- We are checking the checkbox “Logical Collection” to designate this as a Logical Collection”.

# Creating the Logical Collection

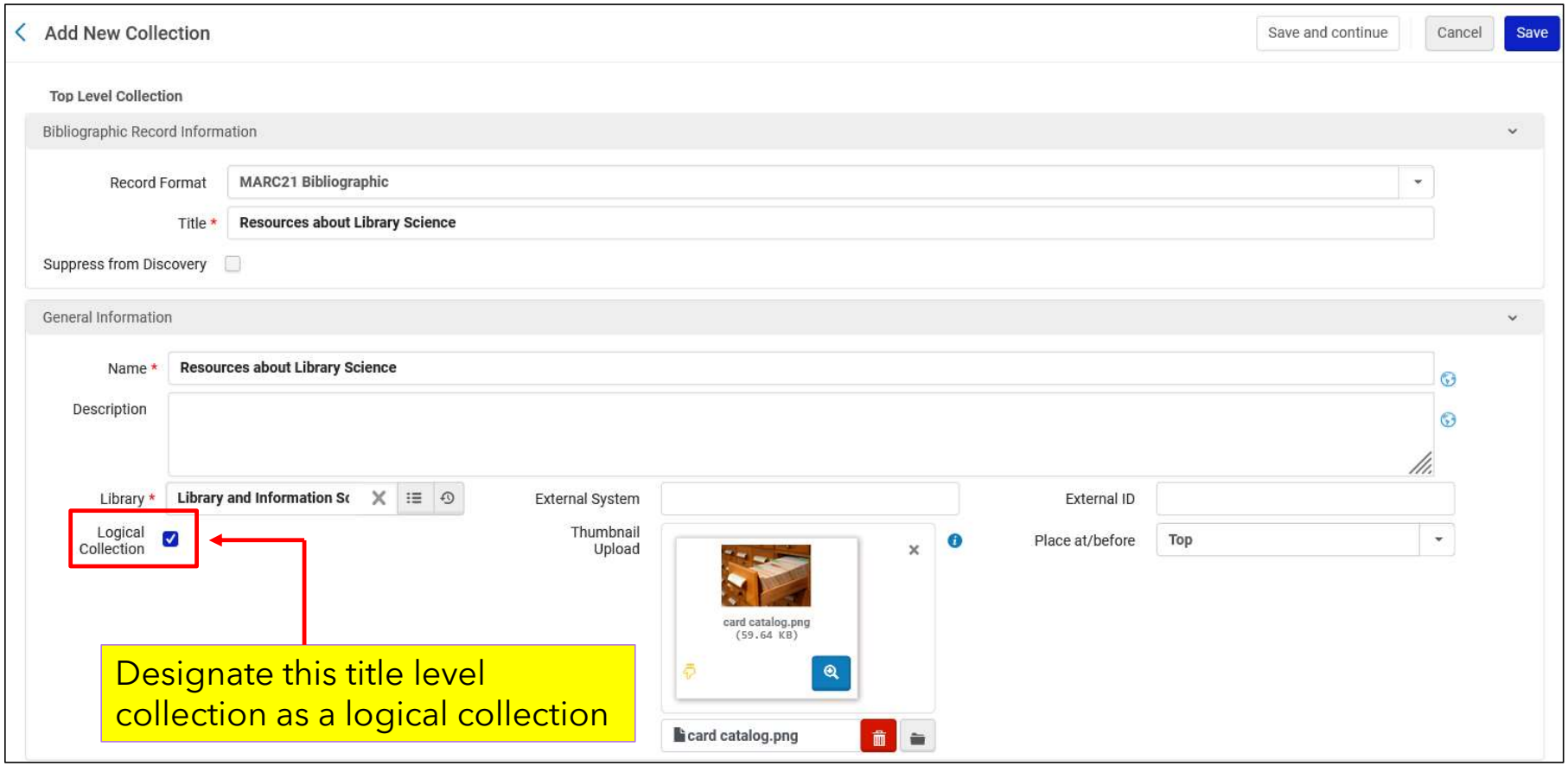

# Creating the Logical Collection

- Here is our new Logical Title Level Collection

Top Level Collections

Cancel

1 - 36 of 36 | Collection Name | Sort By | 0 rows selected | Add Top-Level Collection | Move Selected | Reorder Selected

| | | MMS ID | Collection ID | Collection Name | Description | Creation Date |
|---|---|---|---|---|---|---|
| 1 | | 99521187800121 | 8187110340000121 | Resources about Library Science | - | 08/04/2024 14:07 |
| 2 | | 99111411300121 | 8131549960000121 | Feminist Studies | A compilation of resources and images pertaining to Feminist Studies and related disciplines | 04/04/2017 17:42 |
| 3 | | 99256211300121 | 8155270000000121 | Flowers of Israel | Includes a variety of resources on flowers in Israel including photographs donated by Peter and Pamela Perach on behalf of the Perach Flower Foundation | 07/04/2020 17:43 |
| 4 | | 99504787700121 | 8184350310000121 | Digital objects about Taiwan | - | 13/09/2023 05:25 |

# Attributing a Set to the Logical Collection

# Attributing a Set to the Logical Collection

- From the “Titles List” tab we click “Assign Titles Set” to attribute the set we made called “All titles with subject Library Science” to this Logical Title Level Collection.

# Attributing a Set to the Logical Collection

- Now we will choose the desired set

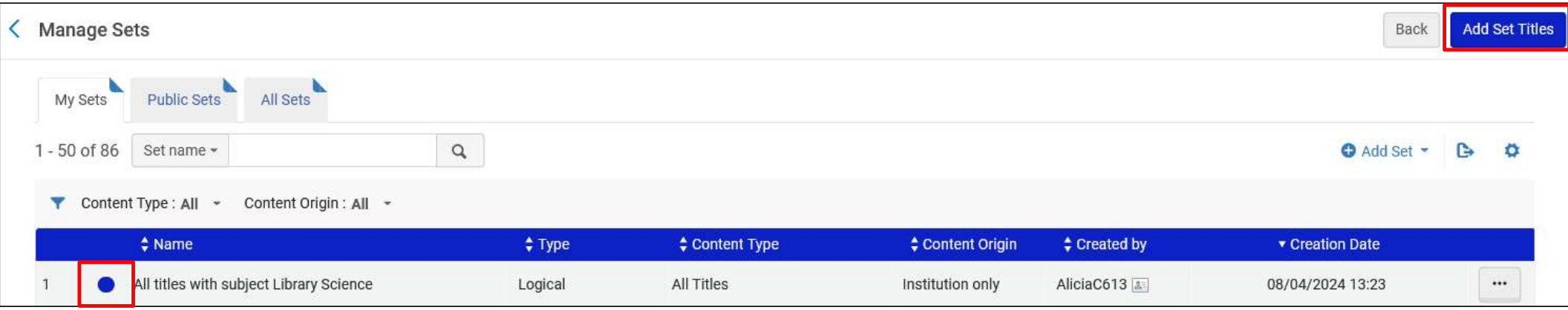

# Attributing a Set to the Logical Collection

- A job runs to add the titles from the logical set to the Logical Title Level Collection

Monitor Jobs

Scheduled | Running | History

1 - 100 of 162 | Job ID | Refresh

Job Category : All | Status : All | Submit Date Range | 07/04/2024 - 08/04/2024

| | Name | Process ID | Job Category | Start Date | End Date | Status | Records processed | Records with exceptions | |
|---|---|---|---|---|---|---|---|---|---|
| 1 | Add set 7703379690000121 to collection: 8187110340000121 | 7703422290000121 | Repository | 08/04/2024 14:23 | 08/04/2024 14:23 | Completed Successfully | 891 | 0 | ... |

# Attributing a Set to the Logical Collection

- After attributing the logical set to the Logical Title Level Collection all of the titles from the set get added to the logical collection

# Ongoing Update of the Collection From the Set

# Ongoing Update of the Collection From the Set

- As titles get added or removed from the logical set they also get added or removed from the Logical Title Level Collection (this is the significant time saver of this feature).
- The synchronization of the titles from the logical set to the Logical Title Level Collection is done in one of two ways:
  - When the nightly job “Synchronize All Logical Collections Job” runs
  - When the staff user clicks “Update Collection From Set

# Ongoing Update of the Collection From the Set

- The staff user can click “Update Collection From Set” if he or she does not want to wait for the scheduled job “Synchronize All Logical Collections Job” to run

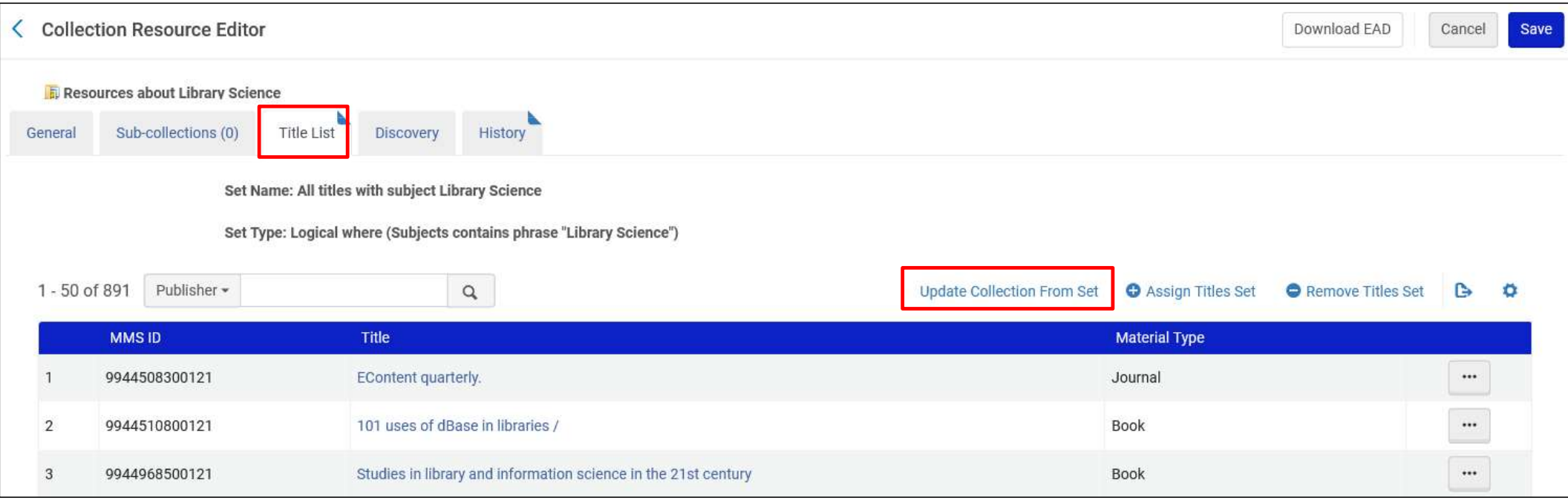

# Ongoing Update of the Collection From the Set

- For the job "Synchronize All Logical Collections Job" to be scheduled to run at the institution the staff user needs to do as follows (just once):
  - Access "Resource Management Jobs Configuration" at "Configuration > Resources > Other"
  - In the "Synchronize All Logical Collections Job" change the status to "Active"

On the next slide we will discuss the "Default Collection"

# Ongoing Update of the Collection From the Set

- The “Default Collection” is the Title Level Collection to which the records from Logical Title Level Collection will be assigned if the designated Logical Title Level Collection will be deleted.
- For example, in our case if the Logical Title Level Collection “Resources about Library Science” were deleted, then all titles that were in the set would be assigned to Title Level Collection “Miscellaneous Digital Items”

# Ongoing Update of the Collection From the Set

- Let's see what happens when a new title is added to the logical set "Resources about Library Science".

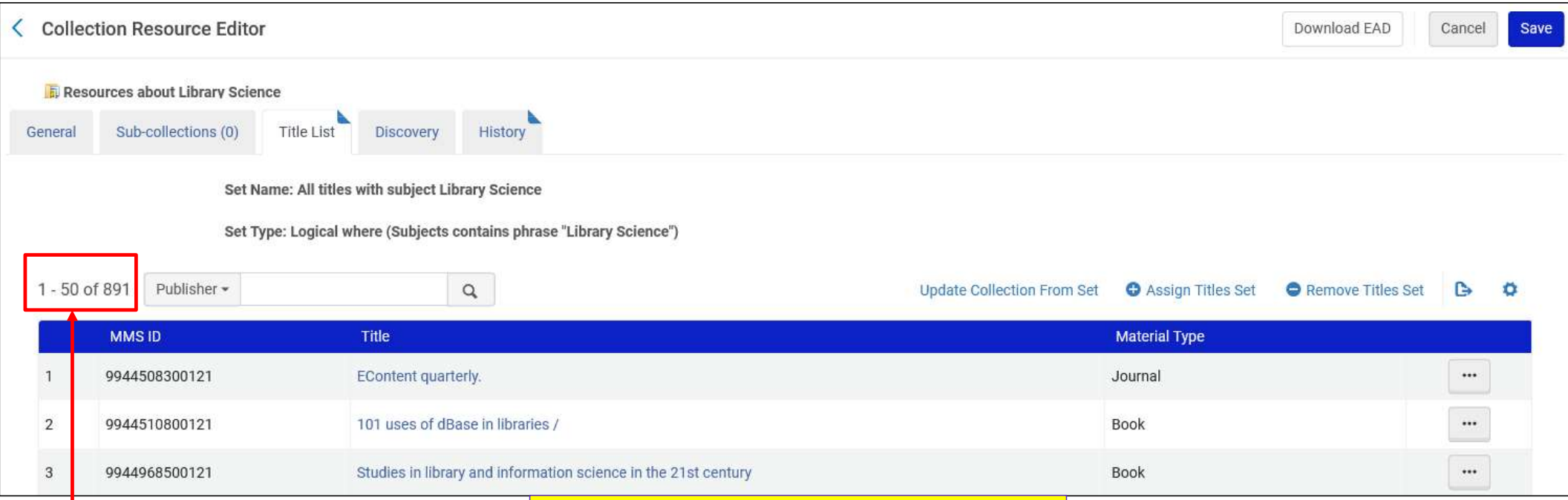


Currently there are 891 titles from the set in the Logical Title level Collection

# Ongoing Update of the Collection From the Set

- On the next slide we add a new record with title “Glossary of library and information science : English-Chinese, Chinese-English / Su Chen, Shi Deng.”
- This title has subject “Library Science”.
- It should therefore get added to the logical set “All titles with subject Library Science” and then subsequently to the Logical Title level Collection “Resources about Library Science”

# Ongoing Update of the Collection From the Set

| | | | |
|---|---|---|---|
| LDR | | | 00909cam#a2200253Mi#4500 |
| 001 | | | ocn749587561 |
| 005 | | | 20240408084856.0 |
| 008 | | | 060403s2006####gw######d####000#0#eng#d |
| 020 | | | $$a 3598116896 |
| 020 | | | $$a 9783598116896 |
| 035 | | | $$a (OCoLC)749587561 |
| 035 | | | $$a (OCoLC)ocn749587561 |
| 041 | 0 | | $$a eng $$a chi |
| 050 | | 0 | $$a Z1006 $$b .G56 2006 |
| 082 | 0 | 4 | $$a 020.3 $$q OCoLC $$2 22/eng/20230216 |
| 100 | 1 | | $$a Su, Chen. |
| 245 | 1 | 0 | $$a Glossary of library and information science : $$b English-Chinese, Chinese-English / $$c Su Chen, Shi Deng. |
| 260 | | | $$a München : $$b K. G. Saur, $$c 2006. |
| 300 | | | $$a XXI, 343 s. ; $$c 21 cm. |
| 650 | | 0 | $$a Library science. |
| 700 | 1 | | $$a Shi, Deng. |
| 758 | | | $$a Glossary of library and information science (Text) $$1 https://id.oclc.org/worldcat/entity/E39PCFTGm8RhY7t7qcH7d3HyFq $$4 https://id.oclc.org/worldcat/ontology/hasWork |

# Ongoing Update of the Collection From the Set

- In order for the new record to get added to the logical collection one of two events needs to happen:
  - The scheduled job “Synchronize All Logical Collections Job” runs
  - The staff user clicks “Update Collection From Set” rom the Titles List of the Logical Title level Collection

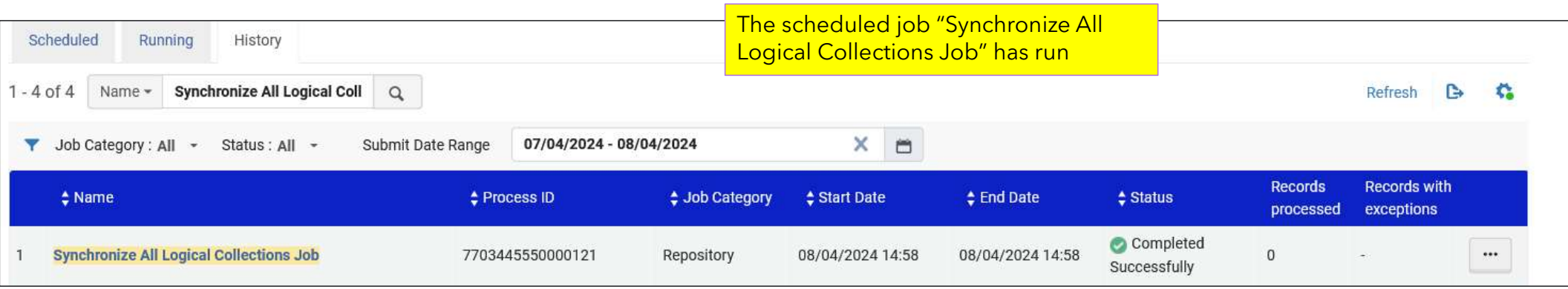

# Ongoing Update of the Collection From the Set

- The title was added. Now there are 892 titles in the Logical Title level Collection “Resources about Library Science”. Previously there were 891 titles.

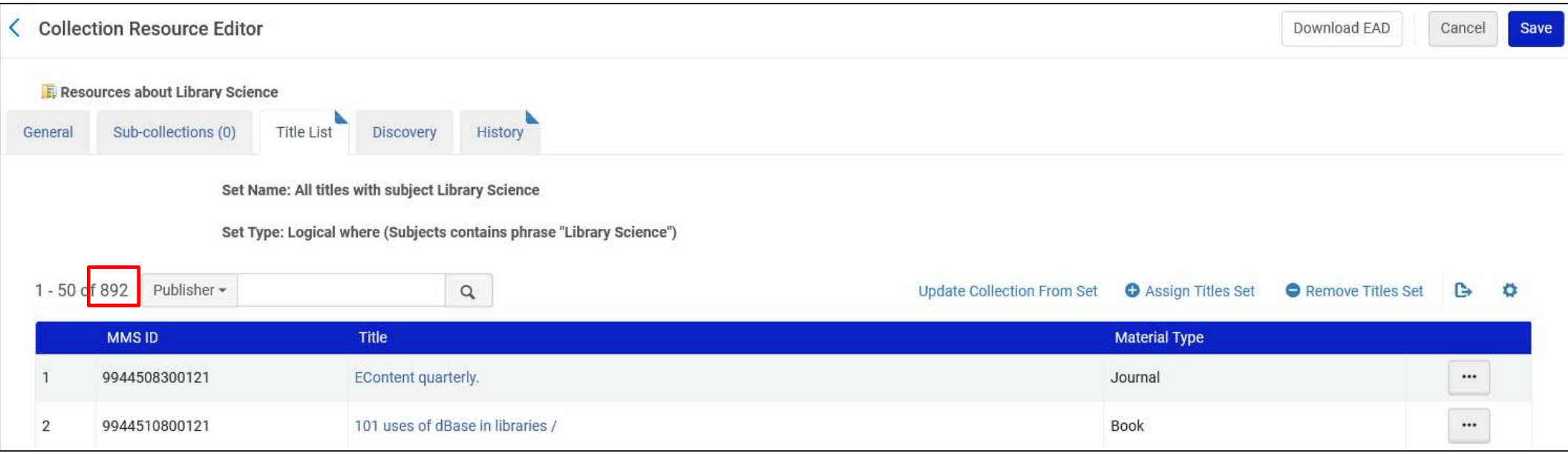

# Ongoing Update of the Collection From the Set

- Here is the new title that we added to the repository, it is in the Logical Title Level Collection:

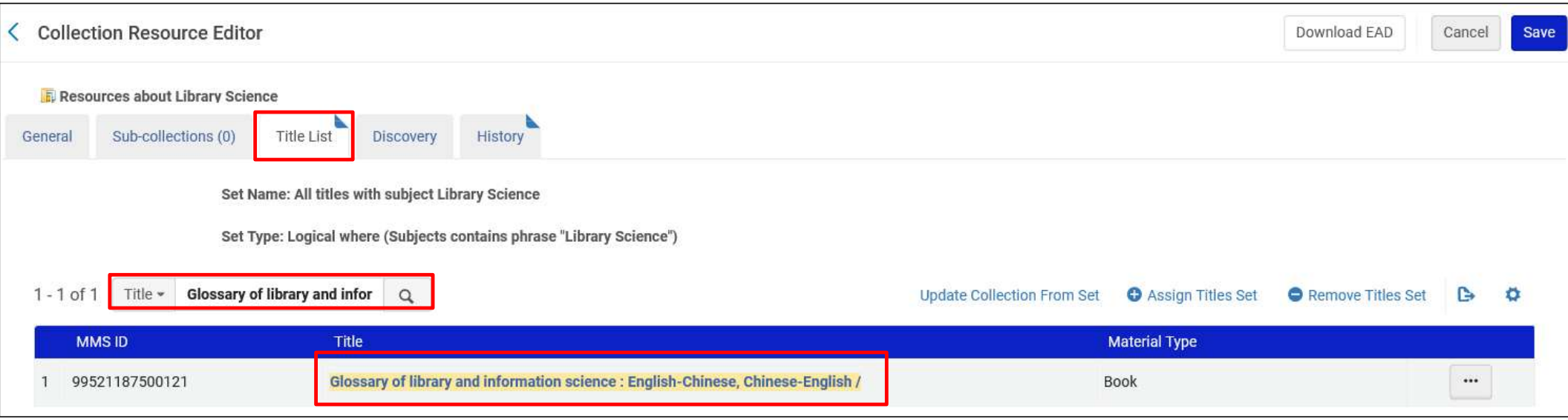

# Ongoing Update of the Collection From the Set

- Again, we will add a new title to the repository which has subject “Library science”. It is title “图书馆管理学 = Library science/ 付立宏, 袁琳主编”

| | | | |
|---|---|---|---|
| | 050 | 0 | $$a Z678 |
| | 084 | | $$a 022 $$2 ncsclt |
| | 097 | | $$a TUL $$d 022 $$e 6058-3 $$b C2H $$c 3275697 $$f kkw,SJC |
| | 245 | 0 0 | $$a 图书馆管理学 = $$b Library science/ $$c 付立宏, 袁琳主编 |
| | 246 | 1 1 | $$a Library science. |
| | 250 | | $$a 第1版 |
| | 260 | | $$a [武漢市] : $$b 武漢大學出版社, $$c 2010. |
| | 300 | | $$a 401面 : $$b 圖 ; $$c 24公分 |
| | 490 | 0 | $$a 高等学校图书馆学专业系列教材 |
| | 504 | | $$a 含參考書目 |
| | 650 | 7 | $$a 圖書館 $$2 lcstt |
| | 650 | 0 | $$a Library science. |
| | 700 | 1 | $$a 付, 立宏 |

# Ongoing Update of the Collection From the Set

- Now, instead of waiting for the scheduled job “Synchronize All Logical Collections Job” to run, we will click “Update Collection From Set” from the “Title List” tab of the Logical Title Level Collection.

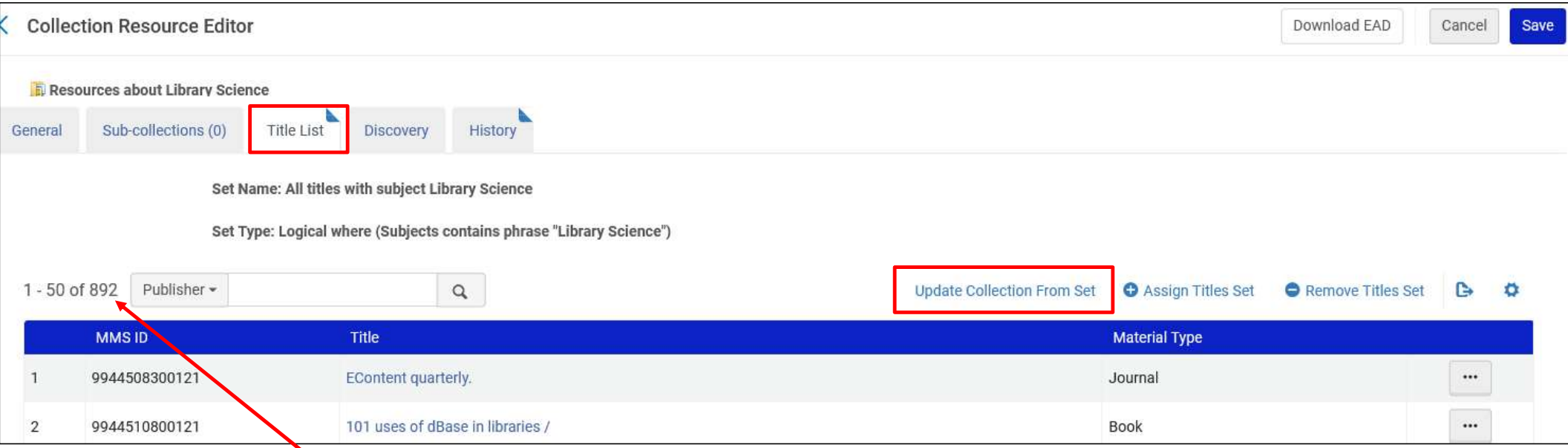


Note that now there are 892 titles in the Logical Title Level Collection

# Ongoing Update of the Collection From the Set

- A job is sent and completes. The job updates the Logical Title Level Collection.

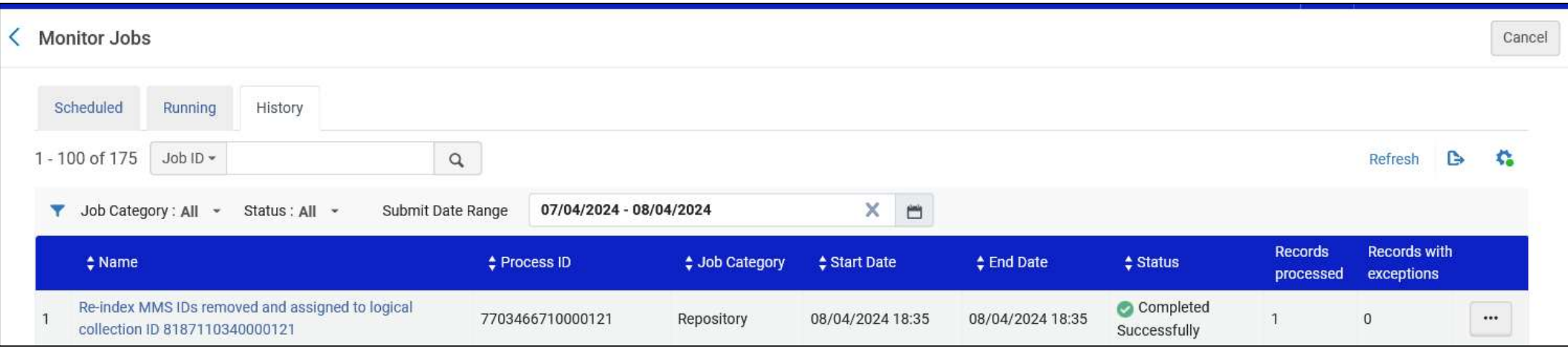

# Ongoing Update of the Collection From the Set

- The title was added. Now there are 893 titles in the Logical Title level Collection “Resources about Library Science”. Previously there were 892 titles.

# Ongoing Update of the Collection From the Set

- Here is the new title that we added to the repository, it is in the Logical Title Level Collection:

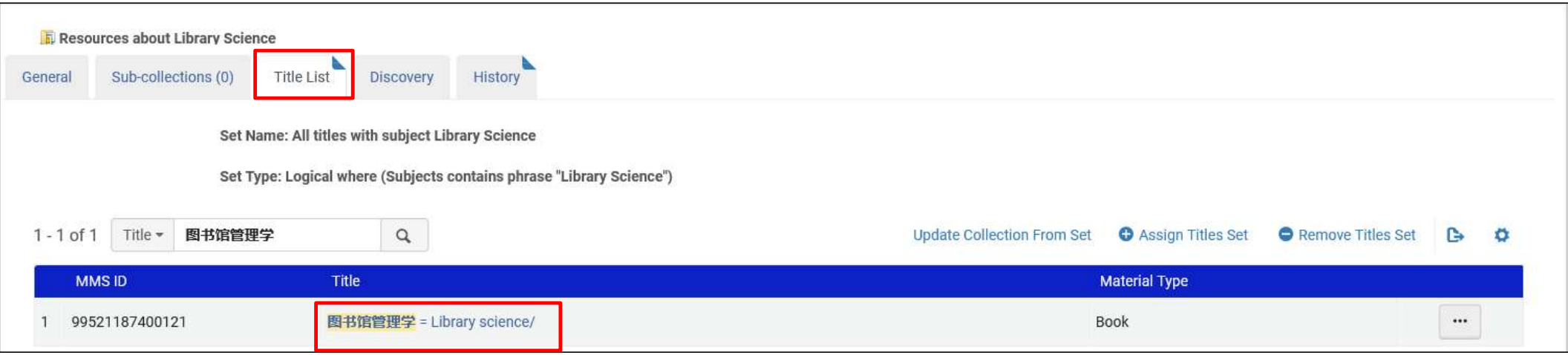

# The Logical Title Level Collection in Discovery

# The Logical Title Level Collection in Discovery

- In Primo VE we will access “Collection Discovery”

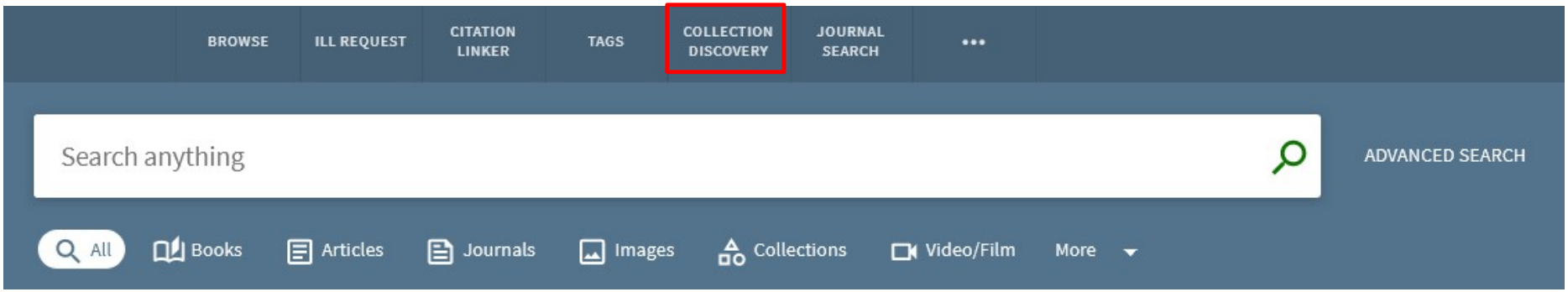

# The Logical Title Level Collection in Discovery

- We see the title level collections

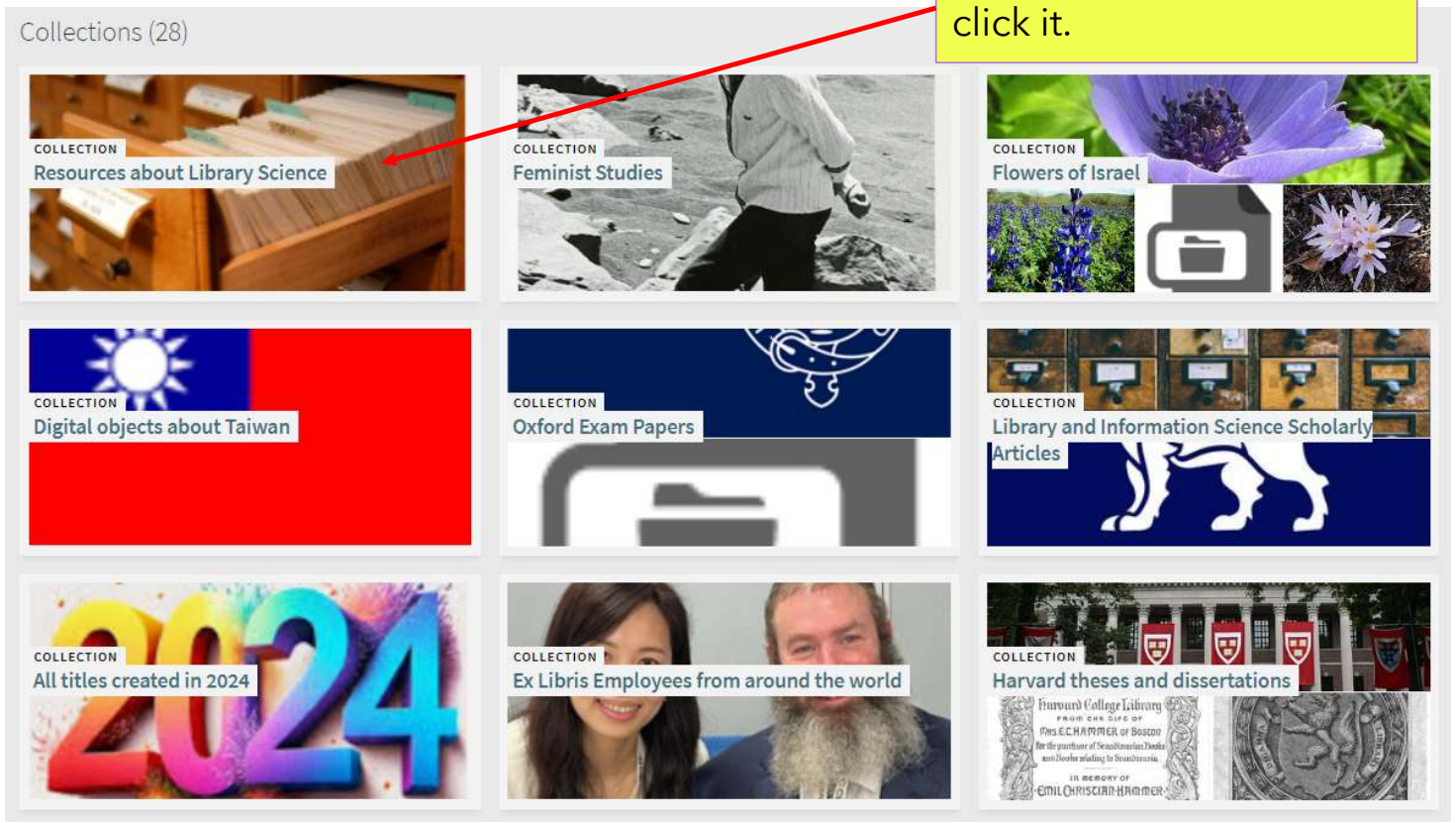

# The Logical Title Level Collection in Discovery

- Now we have the contents of the collection

We will click this resource

# The Logical Title Level Collection in Discovery

- And now we have the details of the resource and can access it

Ex Libris
Part of Clarivate

**© 2024 Clarivate**

Clarivate and its logo, as well as all other trademarks used herein are trademarks of their respective owners and used under license.