

## 360 Core

# Using and Customizing Your E-Journal Portal

December 9, 2015



Sharai Perkes, MLIS  
Senior Training and Consulting Partner




---

---

---

---

---

---

---

---

## Agenda



- How Researchers Use the E-Journal Portal
- Maintaining the List of Holdings and Databases
- Customizing the Look and Feel of Your Portal
- Customizing the Functionality of Your Portal
- Additional Resources

2

---

---

---

---

---

---

---

---

## Why the E-Journal Portal was Created



- Do we have online access to **The Journal of XYZ**?
- What coverage dates do we have?
- How do I link to the **Journal of XYZ**?
- Do we have online access to **The Best Book Evah**?

Home > Data Summary

### Data Summary

Total Holdings 1892948

Total Unique Titles 1568206

Total Databases 2186

• Books 1536938

• Journals 356010

• Other 0

• Books 1358677

• Journals 209529

• Other 0

12/9/2015

3

---

---

---

---

---

---

---

---



---

---

---

---

---

---

---

---

---

---

---

---

---

---

---

---

---

---



## Agenda



- How Researchers Use the E-Journal E-Resource Portal
- **Maintaining the List of Holdings and Databases**
- Customizing the Look and Feel of Your Portal
- Customizing the Functionality of Your Portal
- Additional Resource

7

---

---

---

---

---

---

---

---

## Powered by the ProQuest Knowledgebase



Collect metadata  
from  
content providers

Correct /  
Normalize

Connect

Driven by your holdings...

8

---

---

---

---

---

---

---

---

## Maintain Accurate Holdings Via Client Center



Home > Data Management

Library Databases

Create New Database Edit States Show All

Go To Page: 1 / 32

Database Name	Code	Status	Titles	Provider
Informet (Revistas en Español)	IFN	Subscribed 0	1	Gale
17th and 18th Century Burney Collection Newspapers	IBF	Subscribed 0	1	Gale
17th and 18th Century Burney Collection Newspapers (DFG Nationallicense)	IBQ	Subscribed 1,264	1	Gale
17th and 18th Century Burney Collection Newspapers (DFG Nationallicense)	IBS	Subscribed 1,265	1	Gale
19th Century British Library Newspapers (DFG Nationallicense)	IBN	Subscribed 51	1	Gale
19th Century British Newspapers	IBN	Subscribed 81	1	Gale
19th Century British Newspapers, Part II	IBL	Subscribed 102	1	Gale
19th Century U.S. Newspapers	IBU	Subscribed 656 of 667	1	Gale
19th Century UK Periodicals: Series 1 - New Readings	ICW	Subscribed 147	1	Gale
19th Century UK Periodicals: Series 2 - Empire	ICX	Subscribed 167	1	Gale
A+ Education	KEA	Subscribed 51	1	Informet
ABI/INFORM Archive	MOA	Subscribed 137	1	ProQuest
ABI/INFORM Complete	7WY	Subscribed 0 of 6654	1	ProQuest

9

---

---

---

---

---

---

---

---



## Maintain Accurate Holdings Via Intota

ProQuest

12/9/2015

---

---

---

---

---

---

---

---

## Print Titles Can Also Be Included

ProQuest

- Create your own Library-Specific Holdings Databases for print or microform holdings

11

---

---

---

---

---

---

---

---

## Agenda

ProQuest

- How Researchers Use the E-Journal-E-Resource Portal
- Maintaining the List of Holdings and Databases
- Customizing the Look and Feel of Your Portal**
- Customizing the Functionality of Your Portal**
- Additional Resources

12

---

---

---

---

---

---

---

---



---

---

---

---

---

---

---

---

---

---

---

---

---

---

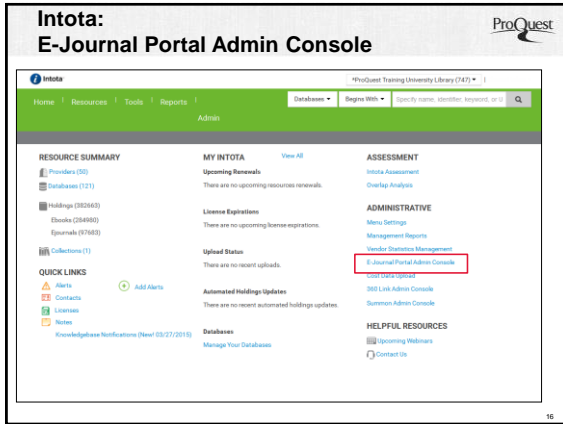
---

---

---

---






---

---

---

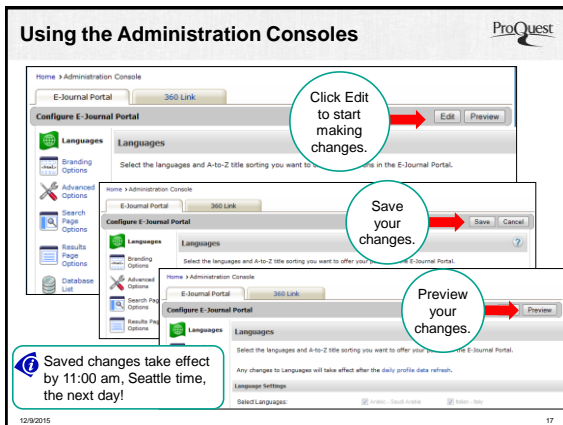
---

---

---

---

---




---

---

---

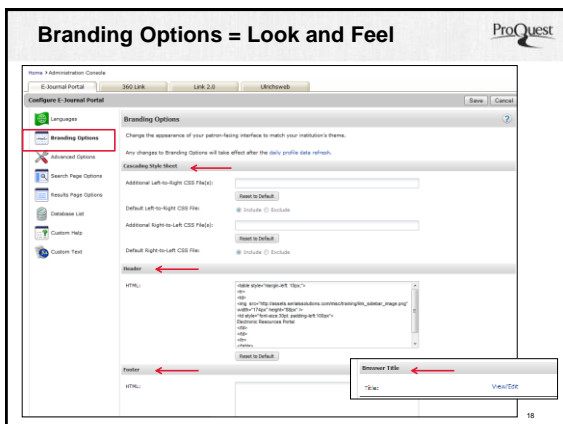
---

---

---

---

---




---

---

---

---

---

---

---

---



## Using a Library Webpage as an HTML Template

ProQuest

University of Bolton Libraries web site content

University of Bolton Libraries web site content

University of Bolton Libraries web site content

University of Bolton Libraries web site content

Footer HTML

19

---

---

---

---

---

---

---

---

## Use Fully Qualified URLs

ProQuest

For example, use:

```

```

Not:

```

```

20

---

---

---

---

---

---

---

---

## Preview and Help Documentation

ProQuest

Branding Options

Advanced Options

Search Page Options

Results Page Options

Database List

Custom Help

Custom Text

21

---

---

---

---

---

---

---

---



---

---

---

---

---

---

---

---

---

---

---

---



## ProQuest

The screenshot shows the ProQuest Academic Resource Portal interface. At the top left is the ProQuest logo with the tagline 'Training. Research. Community.' To the right is the main heading 'Academic Resource Portal'. Below the heading is a navigation bar with 'All Resources', 'E-Journals', and 'E-Books'. The 'E-Journals' tab is selected. The main content area is titled 'Find e-resources by title:' and includes a search input field with the placeholder 'This begins with...' and a 'Search' button. Below this, a message states: 'If you already have a citation and want full text, try [Citation Linker](#)'. There are two sections: 'Browse e-journals by title' and 'Browse e-resources by subject'. Each section has a dropdown menu for 'Select a sorting option:' and a 'Search' button. The 'Browse e-journals by title' section shows a list of journals in Korean, with the first one expanded to show its title in English: 'JOURNAL OF KOREAN MEDICAL SCIENCE'. The 'Browse e-resources by subject' section shows a list of subjects in Korean, with the first one expanded to show its title in English: 'JOURNAL OF KOREAN MEDICAL SCIENCE'. The 'Citation Linker' button is highlighted with a red box.

28

## ProQuest

The screenshot shows the 'Electronic Resource Portal' search results. A search for '한글' has been performed. The results are displayed in a table with columns for document type, title, and language. The first result is a PDF document titled '한글 학습용 표제 또는 표면으로 보기:'.

Annotations include:

- A red box around the search bar and the '한글' search term, with a label 'Select A-Z sorting method' pointing to the '한글' text.
- A red box around the '한글' text in the search bar, with a label 'Select results page sorting method' pointing to it.
- A red box around the first result, which is a PDF document titled '한글 학습용 표제 또는 표면으로 보기:'.

26

## ProQuest

[illegible]

27



## Custom Text for Labels and Notes

Look at Basic and Advanced text.

Choose the language

Custom Text Tip: Search by Current Value (not Description!)

---

---

---

---

---

---

---

---

---

---

## Search-Page and Results-Page Tool Options

Search Page Options

Results Page Options

Title Search

---

---

---

---

---

---

---

---

---

---

## Browse by Medical (MeSH) Headings

Browse e-journals by title

Browse e-resources by medical subject

Browse e-resources by general subject

---

---

---

---

---

---

---

---

---

---



---

---

---

---

---

---

---

---

---

---

---

---

---

---

---

---

---

---



## Integrate E-Resource Portal with 360 Link Features

The screenshot shows the ProQuest Electronic Resource Portal. It features a search bar with the text "Find e-resources by title:" and a "Search" button. Below the search bar, there is a red box containing the text: "If you already have a citation and want full text, try Citation Linker". To the right of the search bar, there is a callout box with the text: "360 Link Getting Started guide includes information on: - Citation Linker - DOI / PMID search box". The portal also has tabs for "All Resources", "E-Journals", and "E-Books".

---

---

---

---

---

---

---

---

---

---

## Citation Linker Page – Uses 360 Link

The screenshot shows the ProQuest Citation Linker page. It has a header "Citation Linker" and a "Find It" button. Below the header, there are radio buttons for "Article / Journal", "Book", "Dissertation", and "Patent". A "Chat" button is also present. The page includes a "Find It" button and a "Clear" button. The search fields include: Article Title, Journal Title, ISSN, DOI, PMID, Author (Surname), Author (First), Author (Last), Author (Email), Volume, Issue, Page, and Date. A "Find It" button is at the bottom left, and a "Clear" button is at the bottom right.

---

---

---

---

---

---

---

---

---

---

## Agenda

- How Researchers Use the E-Journal-E-Resource Portal
- Maintaining the List of Holdings and Databases
- Customizing the Look and Feel of Your Portal
- Customizing the Functionality of Your Portal
- Additional Resources

---

---

---

---

---

---

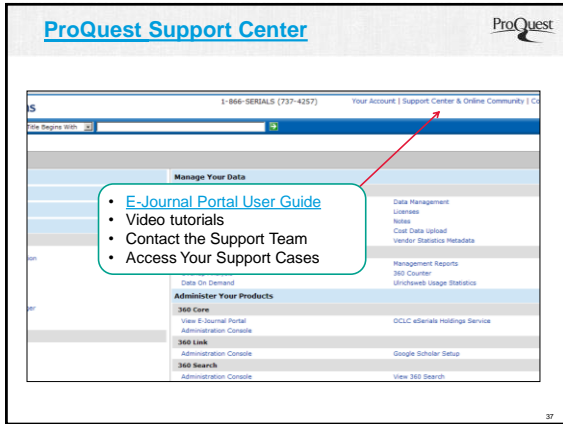
---

---

---

---






---

---

---

---

---

---

---

---




---

---

---

---

---

---

---

---