



# Corporate update

Ido Peled, Corp VP. Mobile Campus Solutions

# HEI Rankings, Success Measurements



## World University Rankings 2018 methodology

With more data from more institutions, our 2018 rankings give a bigger picture than ever. Here we explain the methodology that underpins the tables.

August 29, 2017



The *Times Higher Education* World University Rankings are the only global performance table that judge research-intensive universities across all their core missions: teaching, research, knowledge transfer and international outlook. We use 13 carefully calibrated performance indicators to provide the most comprehensive and balanced comparisons, trusted by students, academics, university leaders, industry and governments.

The performance indicators are grouped into five areas:

- Teaching (the learning environment)
- Research (volume, income and reputation)
- Citations (research influence);
- International outlook (staff, students and research)
- Industry income (knowledge transfer)

- Teaching (the learning environment)
- Research (volume, income and reputation)
- Citations (research influence);
- International outlook (staff, students and research)
- Industry income (knowledge transfer)

- Retention rates
- Employability
- ...

# The Path to Institutional Success



- Teaching excellence
- Student engagement
- Digital learning



- Recruitment & retention
- Student experience
- Learning affordability



- Library experience
- Collection usage
- Efficiency



- Impact & visibility
- Peer collaboration
- Compliance



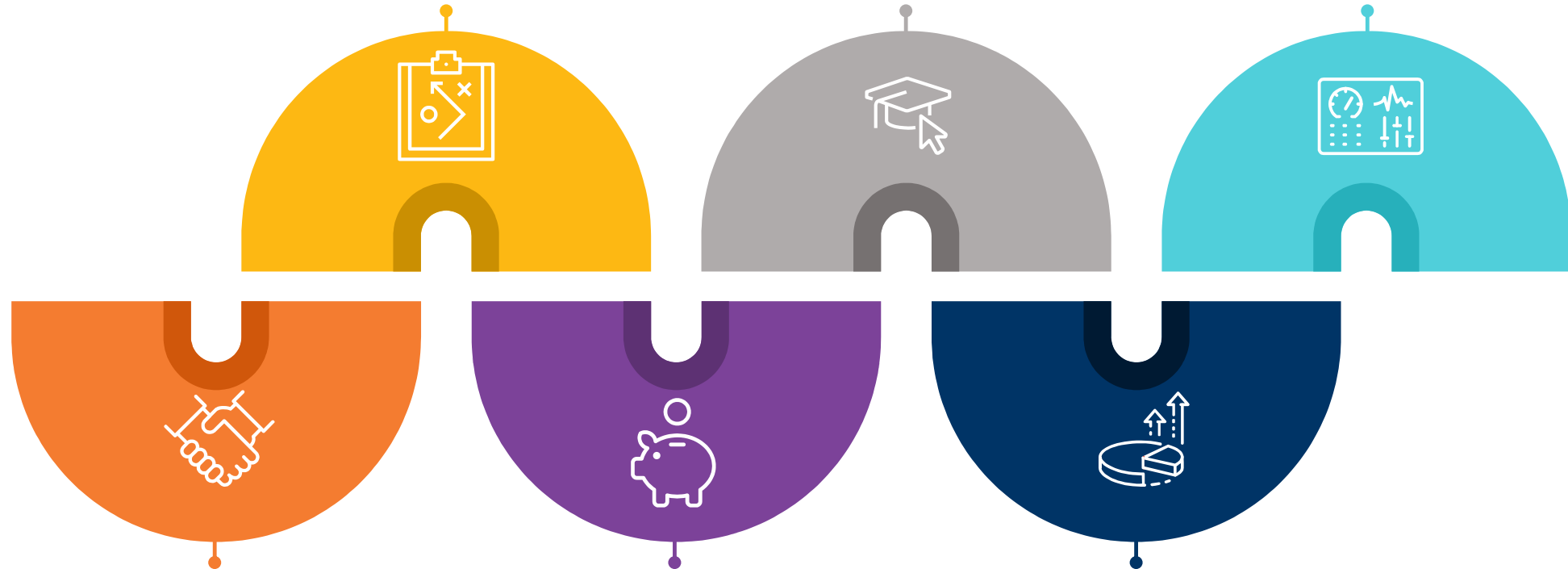
- Ease of management
- Security
- Low cost of ownership

# Institutional Challenges

Break down **silos** across systems  
(in and across departments)

**Student expectations**

Measure & reach **insights** across  
users and departments



Improve **collaboration** across  
various academic  
stakeholders

**Budget constraints**

Efficiently **manage data**



Vice Chancellor  
& CIO



Information  
Technology



Research



Student  
Services



Teaching  
& Learning



Library

# Solutions for Higher Education

**STUDENTS &  
LEARNING**

**RESEARCH &  
DISCOVERY**

**LIBRARY  
MANAGEMENT**



## **Ex Libris Higher-Ed Cloud Platform**



## STUDENTS & LEARNING

campusM

Leganto

## RESEARCH & DISCOVERY

Primo

Summon

Esploro

RefWorks

Pivot

Research  
Professional

## LIBRARY MANAGEMENT

Alma

Rosetta

# Ex Libris Higher-Ed Cloud Platform

Alma

Primo

Summon

Esploro

Leganto

RefWorks

campusM

Pivot

**App  
Services**

UX & Mobile  
Framework

Workflow  
Engines

Collaboration  
Services

Analytics &  
Dashboards

Shared  
Data & Content

**Infrastructure  
Services**

Agile  
Releases

Multi-  
Tenancy

Open APIs &  
Integrations

Metadata &  
Data Schemas

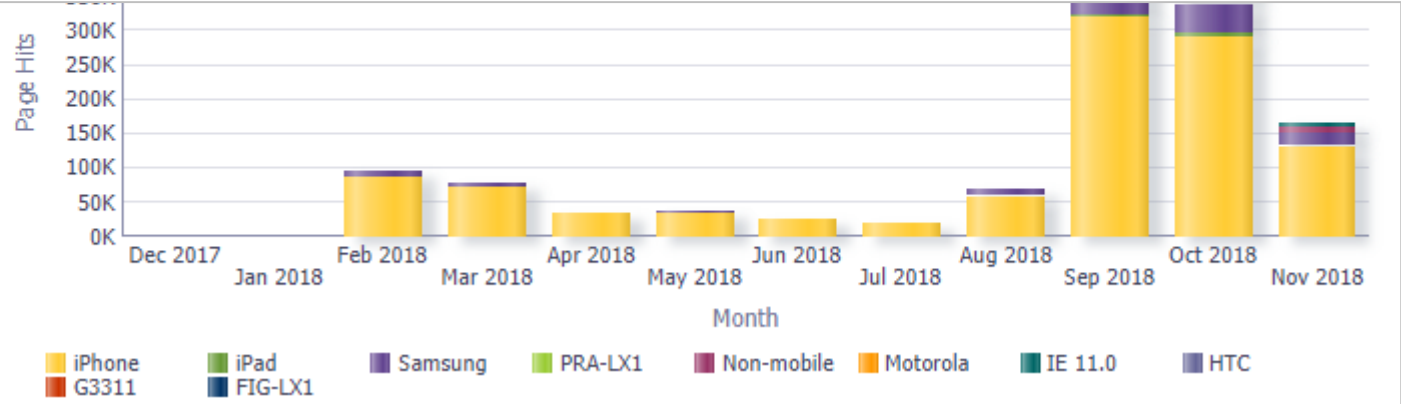
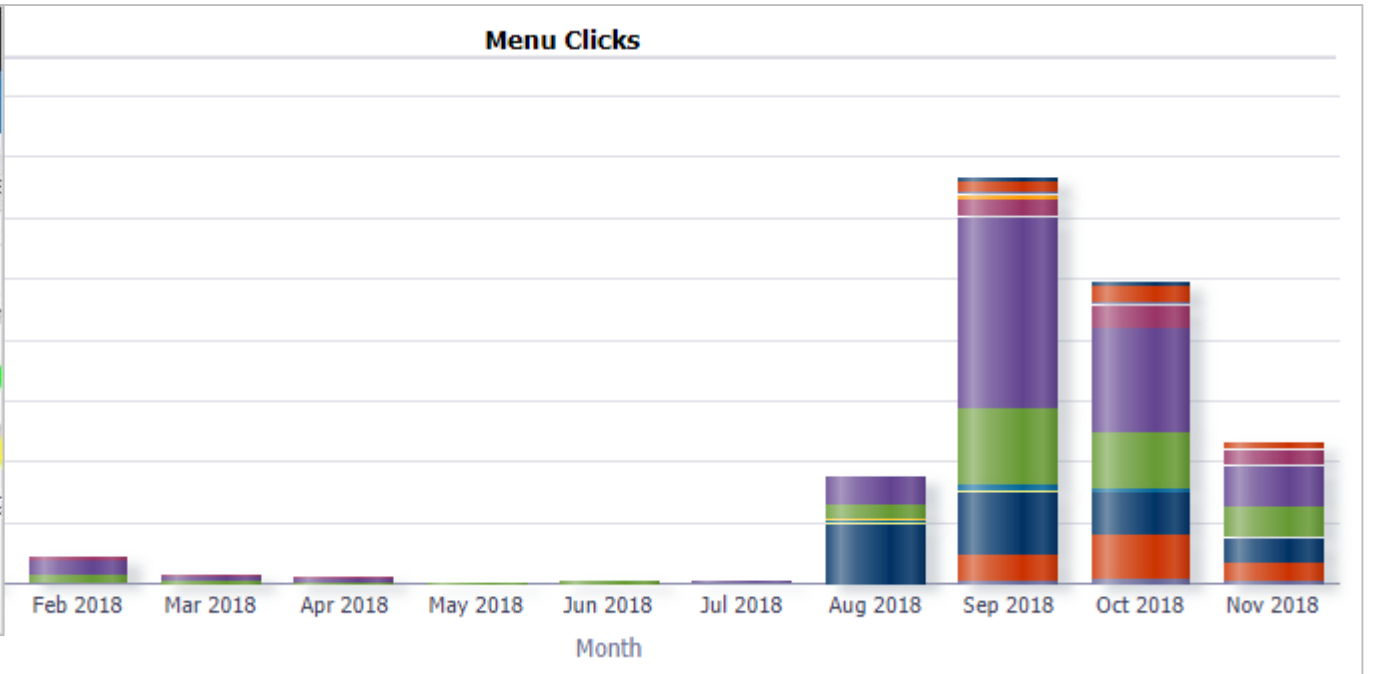
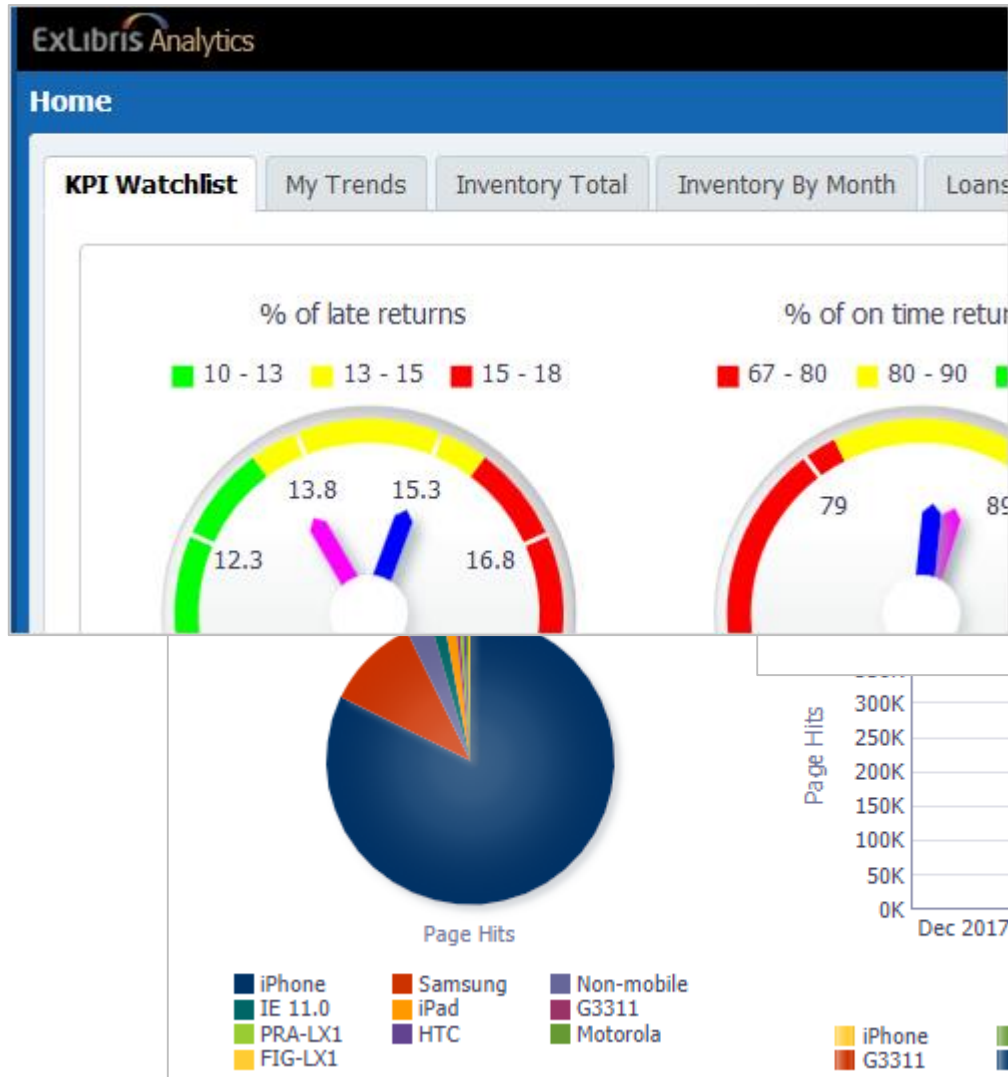
Security &  
Authentication



# Same Data, Different Goals, Different Points-of-View



# Higher-Ed Cloud Analytics



# Community Collaboration



 Industry expertise

 Software expertise

 Integration Synergies

 Infrastructure

 Supporting platforms



Knowledge & Experience 

Product extensions 

Product feedback 

Industry advocacy 

Institutions' voice 

User Groups

  
Idea Exchange

  
Developer Network

  
Collaborative Testing

  
Focus & Special Interest Groups

A hand is holding a sheet of white graph paper. On the paper, there are technical drawings including a circular scale with various holes and a central circular diagram with radial lines. In the top right corner of the paper, there is a bouquet of purple flowers. The background is a light blue and green gradient with abstract shapes.

# Thank you!

---

[Ido.Peled@ExLibrisGroup.com](mailto:Ido.Peled@ExLibrisGroup.com)