



campusM Roadmap and Vision

EMEA User Group

Miri Botzer, Product Director

Matt Sherlock, Director of Product Strategy

We heard you



RELIABILITY

Best Start of Term

Highest Availability

Biggest Demand



DELIVERY

12 Monthly releases

40+ Key Enhancements

80+ Bugs crushed

Roadmap realised



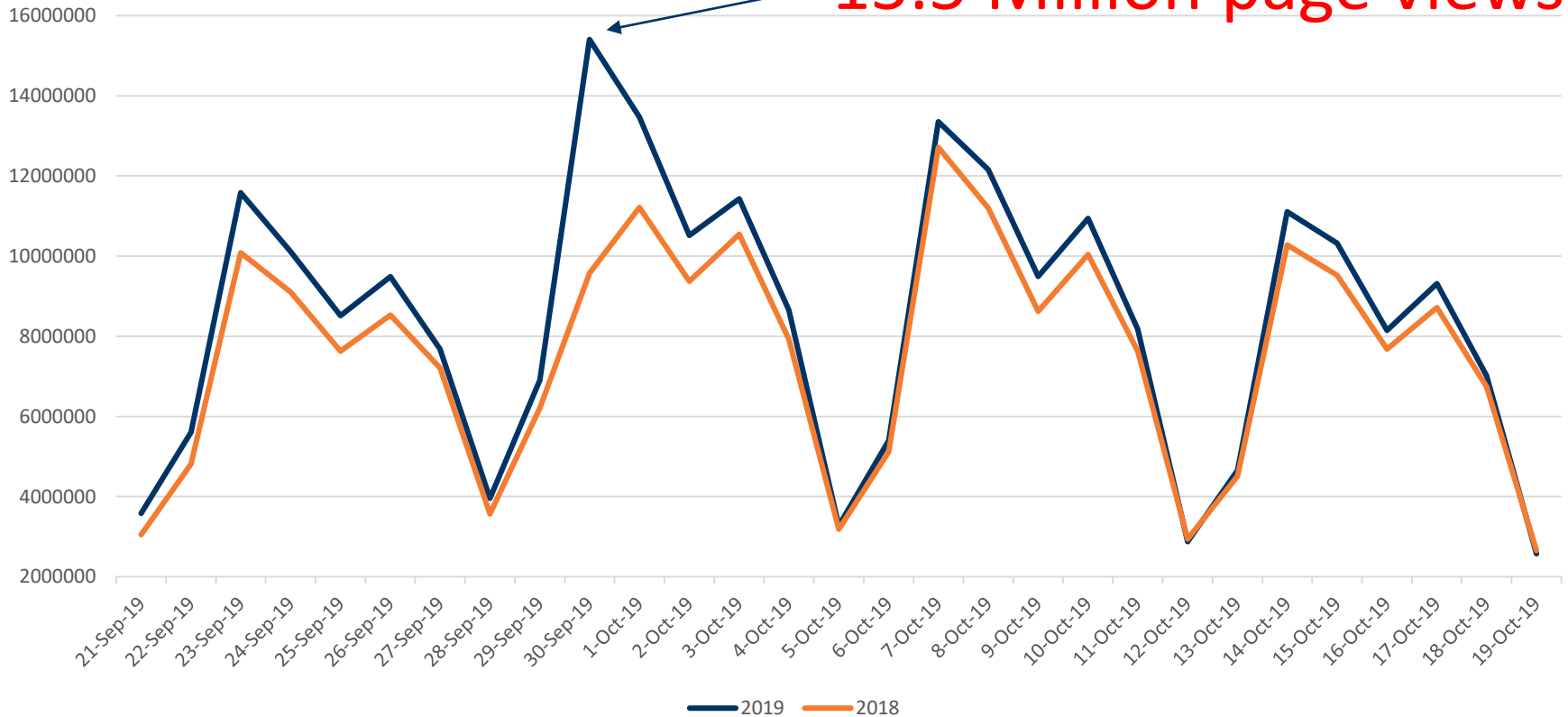
ENABLEMENT

Key business enablement
functions

Attendance
Creative Studio
Notification Center

Your student use your app !

15.5 Million page views



2020 Schedule

2020 Release Schedule



Release Schedule

The campusM Preview Environment will be **unavailable 5 days before the Preview Release date**, to enable the environment to be cloned and the environment to be updated.


Monthly Release	Preview Release	Production Release
December 2019	04-Nov-19	02-Dec-19
January 2020	02-Dec-19	06-Jan-20
February 2020	06-Jan-20	03-Feb-20
March 2020	03-Feb-20	02-Mar-20
April 2020	03-Mar-20	06-Apr-20
May 2020	06-Apr-20	04-May-20
June 2020	04-May-20	01-Jun-20
July 2020	01-Jun-20	06-Jul-20
August 2020	06-Jul-20	03-Aug-20
September 2020	03-Aug-20	07-Sep-20
October 2020	07-Sep-20	05-Oct-20
November 2020	05-Oct-20	02-Nov-20
December 2020	02-Nov-20	07-Dec-20

https://knowledge.exlibrisgroup.com/campusM/Release_Notes/2020/2020_Release_Schedule

Regular Mobile App Release

Quarterly Updates
ensuring latest
features availability.

iOS and Android
supporting latest
operating system versions.



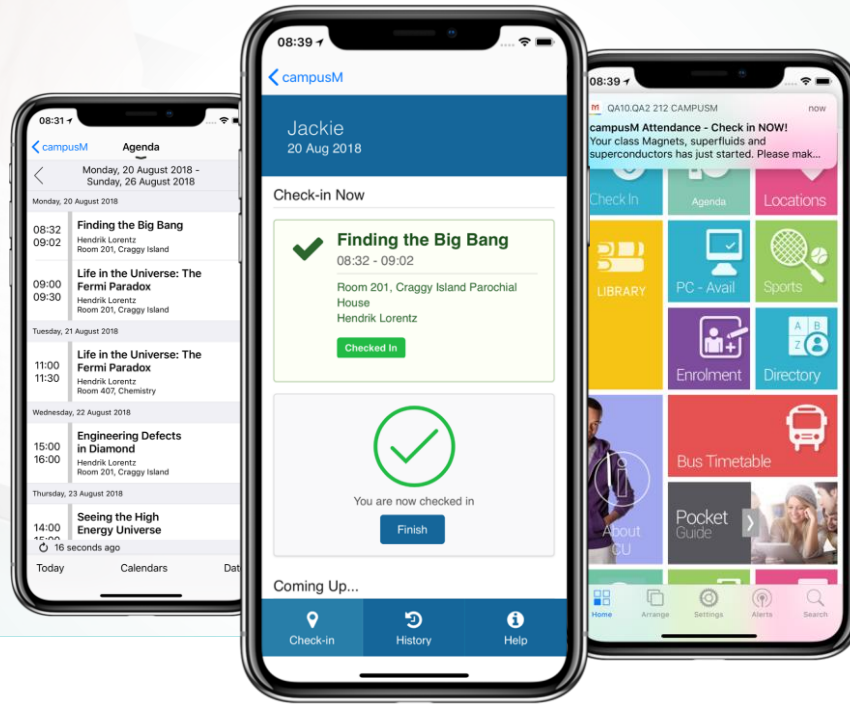
Issue Fixes
providing the most
stable environment

Support
enabling better
support response
times

Mobile-Web
delivering feature
parity on all
platforms



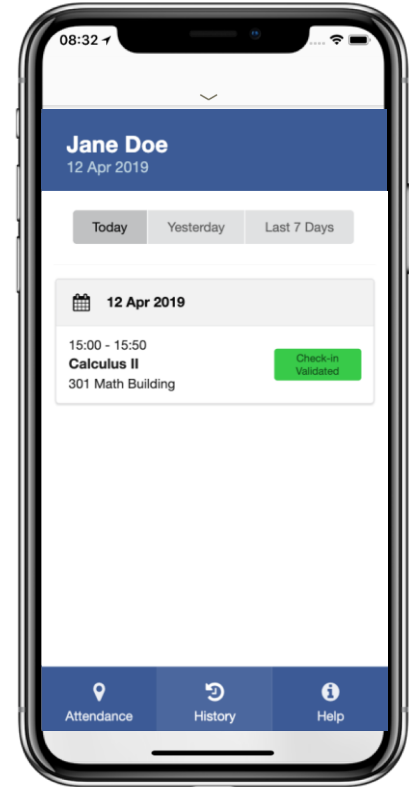
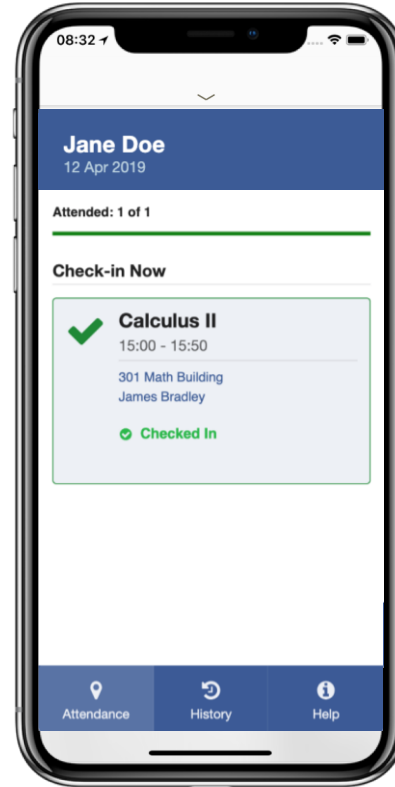
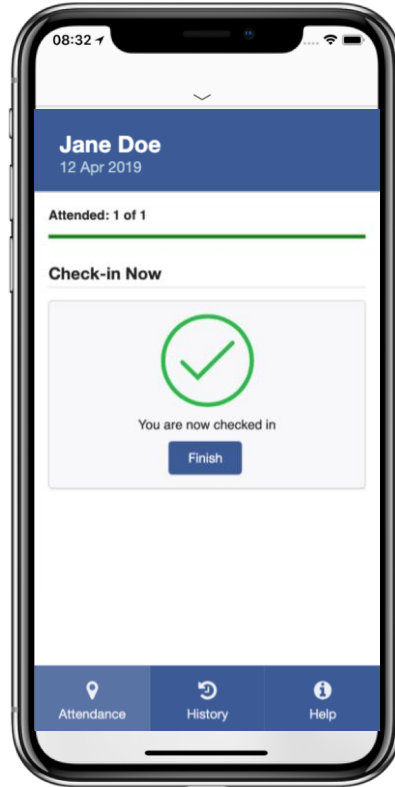
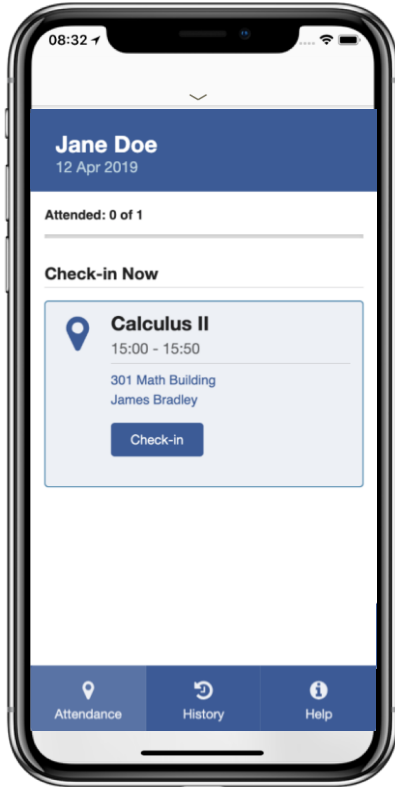
2019 – Delivered!



campusM Attendance

simplifying attendance capture

End to End Attendance Capture



campusM Attendance: Summary



SIMPLE TO USE

Real-time
deployment

Highly Configurable

No hardware or equipment
installation

Minimal classroom disruption



CONNECTED EXPERIENCE

Works off any device

Part of the main university app

Connected to the Student
Information System

Used by all university
stakeholders



COST EFFECTIVE

Included in your campusM
subscription

One-time implementation fee

Minimal ongoing maintenance

Attendance Partners





1,000,000+

Check-ins

Attendance doesn't stop here...



Absence Reporting
with Durations
Q4/2019



Alt session search
and check in
Q1/2020



Ad-hoc Events
Q1/2020

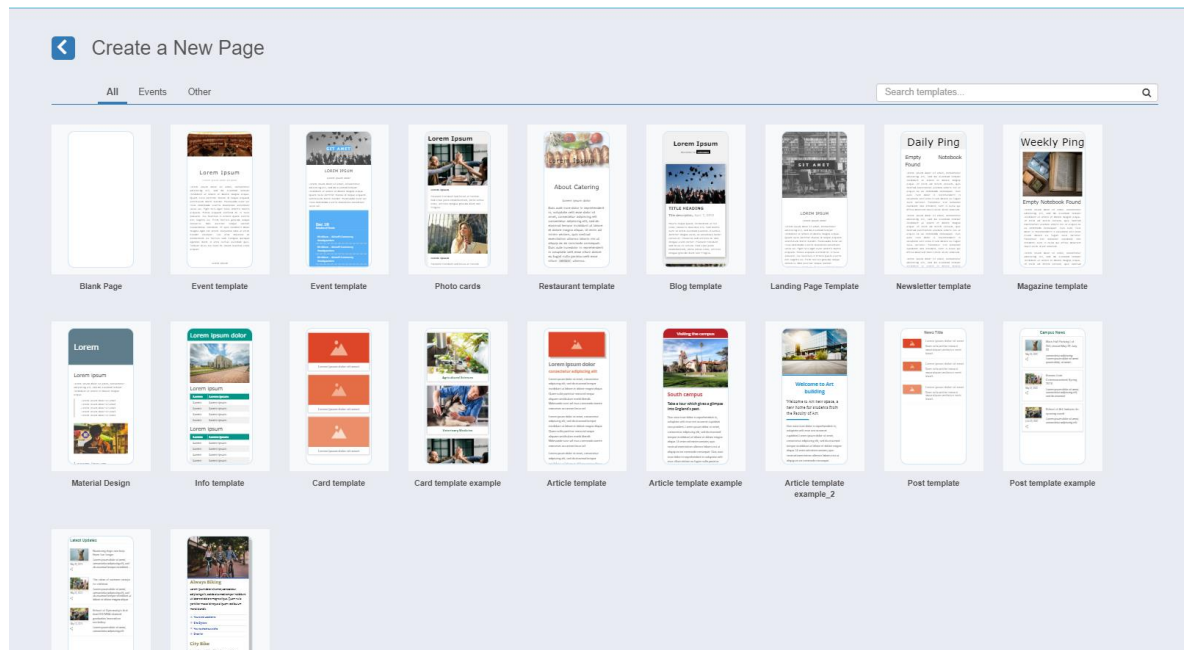


Admin Check-in
Q1/2020

Creative Studio

Coming soon

- Edit only permission
- Import from URL



Enhanced Portal Interface

The screenshot displays the myMurdoch portal interface. At the top right, the logo "myMurdoch" is visible. On the left, a navigation menu lists: HOME, LEARNING, SUPPORT & ADVICE, WHAT'S ON, CALENDAR, CAREERS, CONNECT & COLLABORATE, LIBRARY, PROFILE, EMERGENCY, MURDOCH MAPS, and MURDOCH SEARCH. Below the menu are social media icons for Twitter, Facebook, Instagram, YouTube, and LinkedIn, along with the text "LINK TO YOUR FREE OFFICE 365 TOOLS & WEB MAIL".

The main content area features a user profile section with a silhouette icon and the text "Welcome Test". Below this is a message: "Looks like you're free today!". A button labeled "VIEW MY CALENDAR" is positioned below the message.

To the right of the profile is a large banner image of two students sitting outdoors. The text on the banner reads: "Being organised, committed and planning ahead are my top tips for success" -Murdoch student.

Below the banner are three tiles:

- A "MURDOCH SEARCH" tile with a magnifying glass icon.
- A "MESSAGES" tile with a speech bubble icon and a notification badge showing the number "6".
- A red "We're hiring! Apply to be a Student Ambassador in 2020" tile with a "FIND OUT MORE" button.

Below the hiring tile is an "EVENTS" section with a blue background. It features a photo of a dog and the text: "Paws and Claws Fundraiser", "31 Oct. 2019", "6:30 - 8:00", "LOC: The Launchpad, ...". A button labeled "VIEW ALL EVENTS" is at the bottom.

To the right of the events is a "LATEST NEWS" section with a white background. It features a small image of a bicycle and the text: "Join the Murdoch team for WA ...", "29 Oct 2019". A button labeled "VIEW ALL NEWS" is at the bottom.

On the far right is a "Learning" section with a white background. It contains the text: "You are currently enrolled in:", "NON AWARD COURSE FOR USE ONLY", and "TEST1 Test Unit 1". A button labeled "VIEW LEARNING RESOURCES" is at the bottom.

At the bottom left of the page, the text "© Murdoch University" is visible.

Notification Center

App Manager Notification Center Admin Manual

Notification actions

- Send Individual Notification >
- Send Group Notification >
- Manage Notification Groups >
- Push Service Settings

Select date: Search in last 30 days:

Type	Date/Time	Notifica
Individual	February 26, 2019 03:52	Email Service Distrup
Group	February 26, 2019 04:30	Chemistry Lab electri
Individual	February 26, 2019 03:48	Math 101 Room char
Individual	February 26, 2019 03:51	Urgent IT Outage
Individual	February 26, 2019 03:56	Career Fair today at 1
Group	February 26, 2019 04:36	Test Group Alert - No
Individual	February 26, 2019 03:41	Univeristy WiFi
Individual	February 26, 2019 03:35	Android 6 SSO st
Individual	February 26, 2019 04:23	Test User-single notif

Page

Messages sent in
previous 30 days

59

Average Notification
Engagement

53%

Send now

Send at :

Expire on

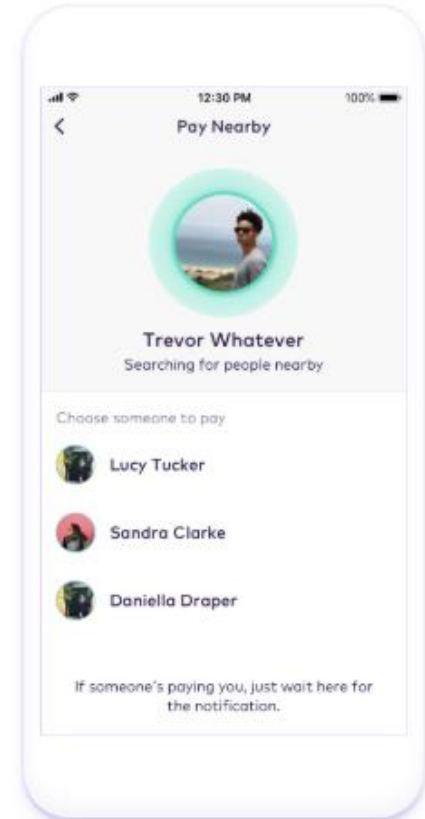
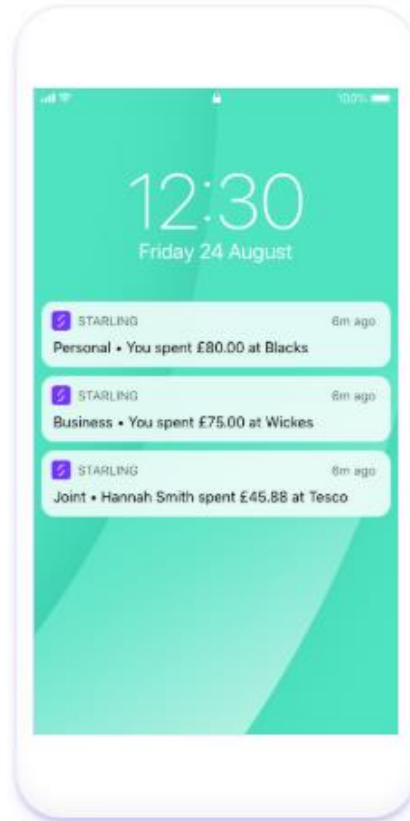
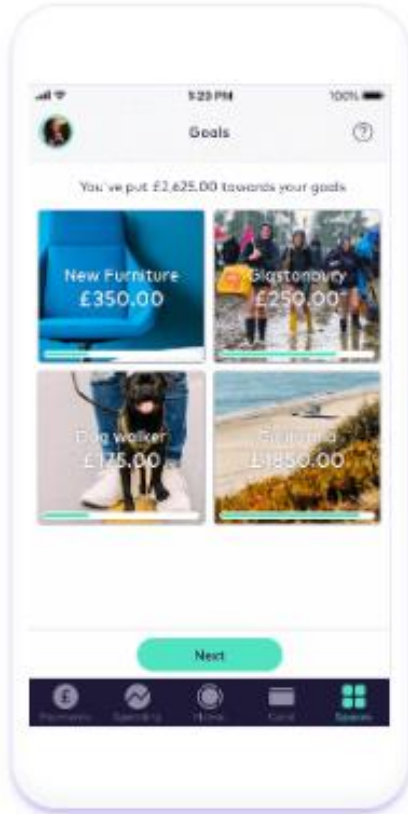


Core Development Areas for 2020


Let me tell you a story...



Revolution in banking



Transformation through Experience



The image shows a white smartphone displaying the Starling Bank mobile app interface. The screen displays the following information:

- Time: 1:20 PM, Battery: 100%
- Your Balance: £2,447.75
- Remaining Overdraft: £1,000.00
- Spent today: £133.94 (represented by a circular progress indicator)
- Transactions:
 - ASOS: £48.00
 - Deliveroo: £33.90
 - EAT: £3.35
 - Spotify: £9.99
 - TFL: £38.70

Next to the phone is a teal Starling Bank Mastercard. The background features a white surface with a yellow flower, a patterned fabric, and a pair of glasses.

STARLING BANK

The UK 100% mobile only bank account

Download on the
App Store

Get it on
Google Play



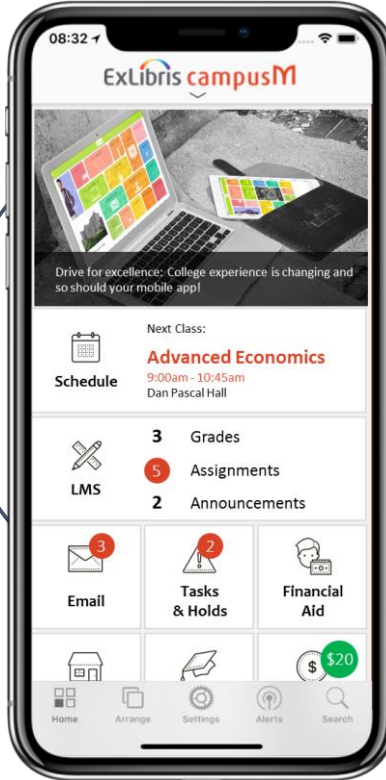
campusM UX Transformation

Current campusM Interface

Intuitive touch interface

Highly configurable interface

Recognise branding



Student customisable

Good information density

Adaptable to screen sizes

Design Principles

The key objectives of the change and principles that will be expressed in the redevelopment of the interface



Customer Engagement



Development Partners

Help refine objectives and attributes
for project
Need to be engaged



Student Groups

Development partners to enable our
engagement with students



Product Integrations

Product Integrations

Institution can configure easily deep-integrations between campusM and the campus- wide solutions

Simplified deployment, with ongoing enhancements.

Rich, real- time configurations.

Integrations should be deployed in a **self-service** mode with configurations options.

All the benefits of an agile product development methodology.



Current Challenges



Lengthy and complex integrations

Pre requisites,
customized



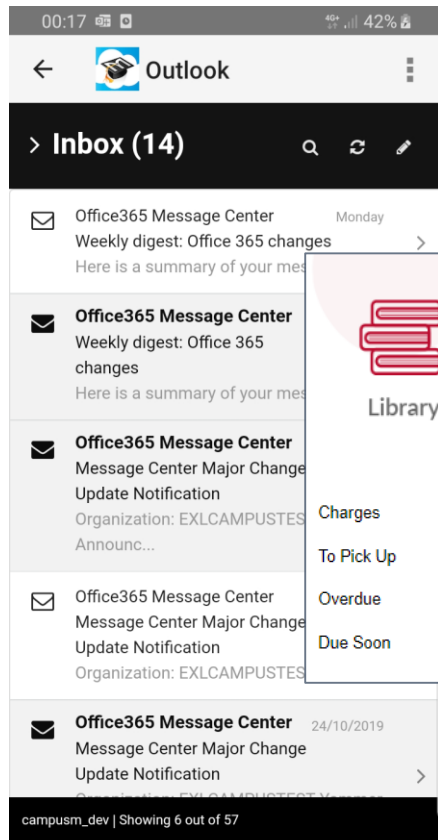
One Time implementation

No ongoing upgrades
and support



Costly Additions services days

O365, Moodle, Primo VE and more



Library
Charges 50.00
To Pick Up 5
Overdue 0
Due Soon 0

PrimO VE
Search anything
How does this work?
Primo provides simple, one-stop searching for books and e-books, videos, articles, digital media, and more.
Primo also helps you manage your research. Sign-in in order to:
• Renew books and videos
• Create favorites lists
• Export citations to Refworks and Endnote Web
• View full search results. (Some databases, only show results when you're signed in.)
Home Library Card My Favorites

Moodle Server Config

Configuration for Moodle server

moodledemo.co.uk
Moodle
Next Activity
No Activities Due
Courses Assignments
Events Messages
Enable grades view?

Product Integrations Roadmap

H1 2020

LMS - Moodle

O365

Primo VE

Time Table – API, Banner, MyTimetable

SIS – Banner, Colleague

Laundry – Circuit

Leganto

What your students need?

Resource Availability ?

StudentID?

Catering?

Canvas?




RESEARCH LAB

Digital ID Card



Provide a app-based solution for Student ID card

- Enable access to locations and services
- Identification on challenge
- Utilise access to NFC for Apple Devices
- Provide Challenge and Response for ID on demand



campusM Task View



Focused, data driven task view that provides a dynamic dashboard focused on tasks and objectives your students need to complete

- Alternative homescreen view for students
- Use existing integrations to surface time dependent events and tasks
- LiveTiles and Personalization to enable customization for the individual
- Prelude to campusM Coach



App Impact Dashboard



Easy to consume dashboard to show the value and impact of your campusM App all within App Manager

- General app usage
- Engagement overview
- Actions and recommendations
- Community integrations



Additional Research Areas

Engagement Engine

business rule based workflow for automating engagements based on interactions, tags and analytics

Drag-n-Drop AEK

create powerful AEK interactions using drag and drop components
Creative studio for AEK



campusM Coach

intelligently drive app interactions and encouraging interventions

campusM Data Model

unified data model that provides the ability to create experiences aligned to workflow rather than system silos

App Manager Coach

intelligent encouragement of app manager features to support app administrators to make the most of campusM

