

# How to refer your patrons to canned searches on covid-19 related materials in Primo

Nili Natan  
Product Manager



# Introduction

- You may want to expose your patrons to available materials on covid-19 from the Primo home page
- There are several ways to do this, one of which is to create canned searches and link from your library homepage or on the Primo home page
- In this case we will add to the Primo home page links to covid-19's canned searches using:
  - Keywords in Central Discovery Index
  - Keywords in Newspaper Search
  - Materials tagged by staff or users

# Get the Links to Relevant Searches

- Search in Central Discovery Index

A screenshot of a search bar interface. The search bar contains the text "covid-19 OR coronavirus". To the right of the search bar, there is a close button (X), a dropdown menu labeled "Online Access Materials", a microphone icon, and a magnifying glass icon.

save the syntax such as:

[https://<my-primo>/discovery/search?query=any,contains,covid-19%20OR%20coronavirus&tab=Online\\_Access&search\\_scope=Online\\_access&vid=<My-INSTITUTION>&lang=en&offset=0](https://<my-primo>/discovery/search?query=any,contains,covid-19%20OR%20coronavirus&tab=Online_Access&search_scope=Online_access&vid=<My-INSTITUTION>&lang=en&offset=0)

- Search in Newspaper Search

A screenshot of a search bar interface. The search bar has a yellow tab labeled "NEWSPAPERS" on the left. The search bar contains the text "covid-19 OR coronavirus". To the right of the search bar, there is a close button (X) and a magnifying glass icon.

save the syntax such as:

[https://<My Primo>/discovery/npsearch?vid=<view>&query=any,contains,covid-19%20OR%20coronavirus&search\\_scope=all&lang=en](https://<My Primo>/discovery/npsearch?vid=<view>&query=any,contains,covid-19%20OR%20coronavirus&search_scope=all&lang=en)

\* Note: The Primo VE URL syntax is “my-primo/discovery/...” while the Primo syntax is “my-primo/primo-explore/...”

# Create Tags on COVID-19 Related Materials

- Use the Tags feature in Primo you can tag covid-19 to related material, doing so you can encourage your users to tag other materials
- How to tag a record?
  - From the record's full display as signed in user go to Tags section
  - Add your own tag on relevant records e.g. covid-19-research

The screenshot displays a Primo record page for a clinical study. The record title is "Clinical characteristics and intrauterine vertical transmission potential of COVID-19 infection in nine pregnant women: a retrospective review of medical records". The authors listed are Chen, Huijun; Guo, Juanjuan; Wang, Chen; Luo, Fan; Yu, Xuechen; Zhang, Wei; Li, Jiayu; Zhao, Dongchi; Xu, Dan; Gong, Qing; Liao, Jing; Yang, Huixia; Hou, Wei; Zhang, Yuanzhen. The journal is "The Lancet", dated 07 March 2020, Vol.395(10226), pp.809-815. The record is marked as "PEER REVIEWED".

Navigation options include TOP, SEND TO, HOW TO GET IT, DETAILS, and LINKS. The "TAGS" option is highlighted with a red box. Below these options are icons for EXPORT BIBTEX, EXPORT RIS, EASYBIB, ENDNOTE, NETWORKS, PRINT, and CITATION. There are also icons for PERMALINK and EMAIL.

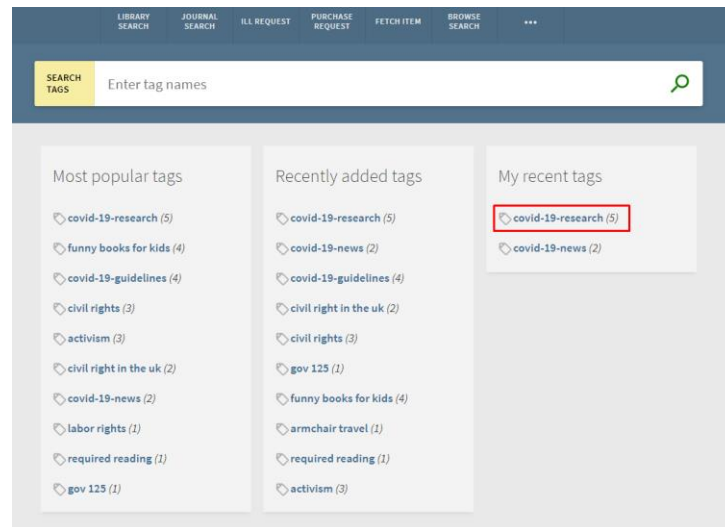
Under the "Tags" section, there is a search bar and a list of existing tags: "covid-19-research (3)". A red box highlights the "ADD YOUR OWN TAGS" button, which includes a pencil icon.

# Get the Links to Relevant Tags

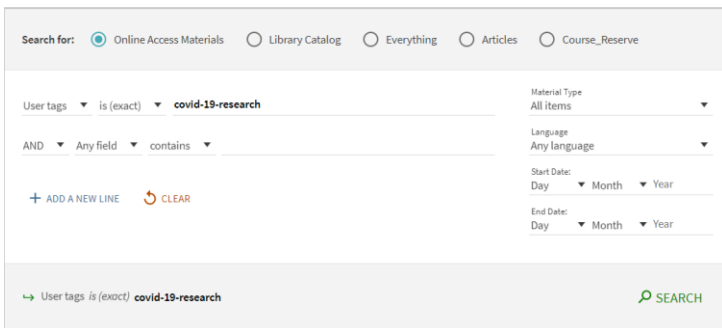
- Verify that your tag was added
- Get the link to the tag

Such as:

[https://<myhome>/discovery/search?query=user\\_tags,exact,covid-19-research,AND&vid=<vid>&mode=advanced&lang=en](https://myhome>/discovery/search?query=user_tags,exact,covid-19-research,AND&vid=<vid>&mode=advanced&lang=en)



The screenshot shows the Primo VE search results page for the tag "covid-19-research". The page is divided into three columns: "Most popular tags", "Recently added tags", and "My recent tags". The "My recent tags" column shows the tag "covid-19-research (5)" highlighted with a red box, indicating it is the current tag being viewed. The "Recently added tags" column shows a list of tags including "covid-19-research (5)", "covid-19-news (2)", "covid-19-guidelines (4)", "civil rights (3)", "civil right in the uk (2)", "gov 125 (1)", "funny books for kids (4)", "armchair travel (1)", "required reading (1)", and "activism (3)". The "Most popular tags" column shows a list of tags including "covid-19-research (5)", "funny books for kids (4)", "covid-19-guidelines (4)", "civil rights (3)", "activism (3)", "civil right in the uk (2)", "covid-19-news (2)", "labor rights (1)", "required reading (1)", and "gov 125 (1)".



The screenshot shows the Primo VE search form. The search criteria are: "User tags is (exact) covid-19-research". The search results are: "User tags is (exact) covid-19-research". The search button is labeled "SEARCH".

\* Note: The Primo VE URL syntax is "my-primo/discovery/..." while the Primo syntax is "my-primo/primo-explore/..."

# Collect & Test the Links You Built

- A canned search for academic materials in central index - [https://<my-primo>/discovery/search?query=any,contains,covid-19%20OR%20coronavirus&tab=Online\\_Access&search\\_scope=Online\\_access&vid=<My-INSTITUTION>&lang=en&offset=0](https://<my-primo>/discovery/search?query=any,contains,covid-19%20OR%20coronavirus&tab=Online_Access&search_scope=Online_access&vid=<My-INSTITUTION>&lang=en&offset=0)
- A canned search for newspaper materials - [https://<My-Primo>/discovery/npsearch?vid=<view>&query=any,contains,covid-19%20OR%20coronavirus&search\\_scope=all&lang=en](https://<My-Primo>/discovery/npsearch?vid=<view>&query=any,contains,covid-19%20OR%20coronavirus&search_scope=all&lang=en)
- A canned search for tagged materials- [https://<my-home>/discovery/search?query=user\\_tags,exact,covid-19-research,AND&vid=<vid>&mode=advanced&lang=en](https://<my-home>/discovery/search?query=user_tags,exact,covid-19-research,AND&vid=<vid>&mode=advanced&lang=en)

\* Note: The Primo VE URL syntax is “my-primo/discovery/...” while the Primo syntax is “my-primo/primo-explore/...”

# Add the Links to the Library or Primo Home Page



- Add the links to your library homepage for patron to use
- Follow the instructions below to add the links in Primo Home page
  - [How to edit a static tile to the Primo home page - Using Primo VE](#)
  - [How to edit a static tile to the Primo home page - Using BO](#)

# Our Homepage With The Links

The screenshot shows the ExLibris homepage with a dark blue header. The ExLibris logo is on the left. A navigation bar contains links for LIBRARY SEARCH, JOURNAL SEARCH, ILL REQUEST, PURCHASE REQUEST, FETCH ITEM, BROWSE SEARCH, and a menu icon. A search bar with the placeholder text "Search anything" is in the center, with a microphone icon and a magnifying glass icon to its right. An "ADVANCED SEARCH" link is on the far right. Below the header, a large white box contains a notice: "Due to unforeseen circumstances the library will be closed indefinitely". Below this notice is a link to "Access Online Materials Related To Covid-19:" followed by three sub-links: "COVID-19 Related Academic & Research Articles", "COVID-19 Related Newspaper Articles", and "COVID-19 Related Library Curated Materials". To the right of this notice is a box with the text "Where can I get help?" and a link "Ask a librarian how to start your search". At the bottom left of the main content area is a box with the text "Questions? Comments?" and a link "Let us know what you think!".

ExLibris

LIBRARY SEARCH JOURNAL SEARCH ILL REQUEST PURCHASE REQUEST FETCH ITEM BROWSE SEARCH ...

Search anything   ADVANCED SEARCH

**Due to unforeseen circumstances the library will be closed indefinitely**

Please contact the circulation desk for more information.

**Access Online Materials Related To Covid-19:**

- COVID-19 Related Academic & Research Articles
- COVID-19 Related Newspaper Articles
- COVID-19 Related Library Curated Materials

Where can I get help?

[Ask a librarian how to start your search](#)

Questions? Comments?

[Let us know what you think!](#)



