

Leganto July 2020 Release Notes

August 2020 Sneak Peek

- A new video guide about Leganto resources lists for instructors will be added to Leganto.



- **NERS Enhancement:** New filters for citation and reading lists will be added to the task list.



- **NERS Enhancement:** A new citation type of book extract will be added to Leganto.



- **NERS Enhancement:** Leganto will offer the option for users to lock a specific section.



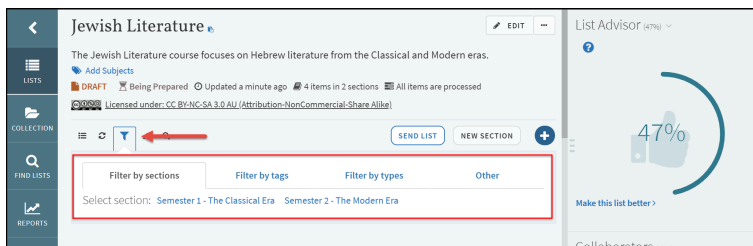
- **NERS Enhancement:** Text will be added to the Add-items button.

Main Enhancements

Exporting Filtered Lists from Leganto

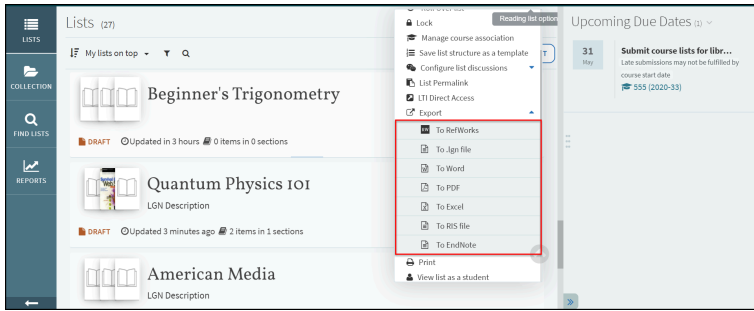
July 2020 Leganto SF: 00732006

Users can now export a filtered list from Leganto showing only specific fields. You can set your filters by clicking the filter button and selecting your filter(s).



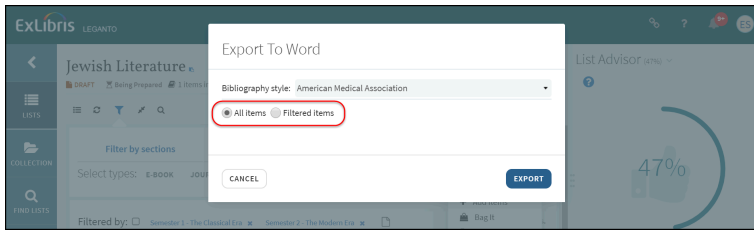
Filtering Reading Lists

Once you have made a filter selection, you can export the reading list as usual from the Export menu option.



Exporting a Filtered Reading List

After selecting one of the export formats, the Export window is displayed showing the **All items** and **Filtered items** selections.



Exporting All Items or Filtered Items

For more information on exporting filtered reading lists, see [Exporting a Filtered Reading List](#).

Specifying Visible Fields in Exported Reading Lists

July 2020 Leganto

When exporting reading lists, users can now include or exclude the **Item availability**, **Tags**, and **Public note** fields:

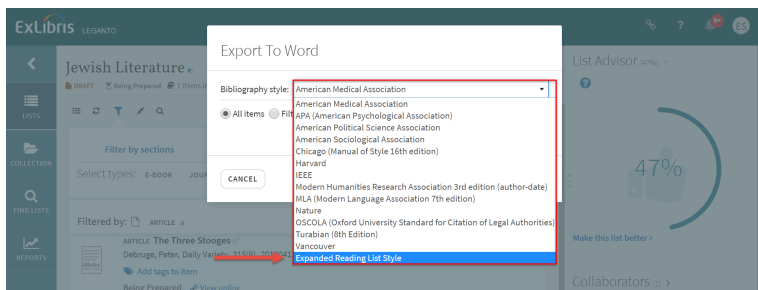


Export Window

Note

When you export a reading list, the Item availability, Tags, and Public note check boxes are selected by default.

The options in the figure above are only displayed when exporting to Word, Excel, or PDF. If you export to Word format, you should also select **Expanded Reading List Style** located at the bottom of the list.



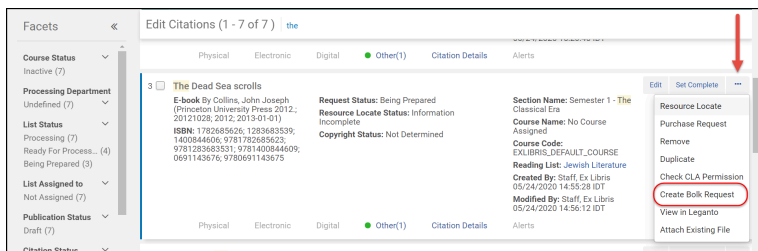
Selecting Expanded Reading List Style

For more information see [Including or Excluding Fields in Filtered Reading Lists](#).

Synchronize Copyright Requests with the Norwegian Copyrights System (Bolk)

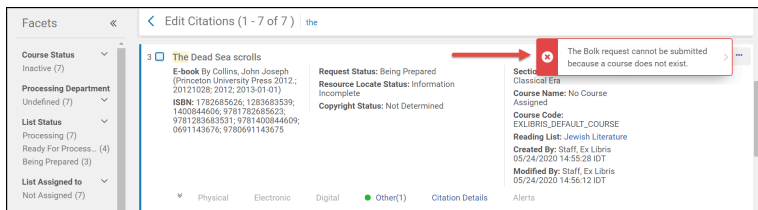
July 2020 Leganto

Leganto can now be integrated with Bolk to support Norwegian copyright requests. To enable this feature, you must add your Bolk API key to the **bold_api_key** parameter (**Configuration Menu > Leganto > General > External Integration**). When configured, the Bolk Settings page becomes available (**Configuration Menu > Leganto > List Management**). In this table, you can define the default instructor user name to send to Bolk when a course does not have an instructor assigned, and the default term code to send to Bolk when a course does not have a term assigned. When the Bolk functionality is defined, the list is associated with a course, and the citation has an ISBN, the **Create Bolk Request** option appears on the citation's row action menu.

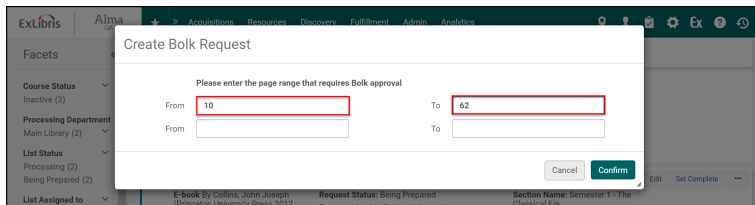


Creating a Bolk Request

If you attempt to create Bolk requests on citations belonging to reading lists unassociated with a course, an error message is displayed. To associate the reading list with a course, see [Associate a Reading List with One or More Courses](#) or [Editing a Reading List](#).



Clicking **Create Bolk Request** displays the Create Bolk Request window. From here you can enter the page range(s) that require Bolk approval.



Create Bolk Request Window

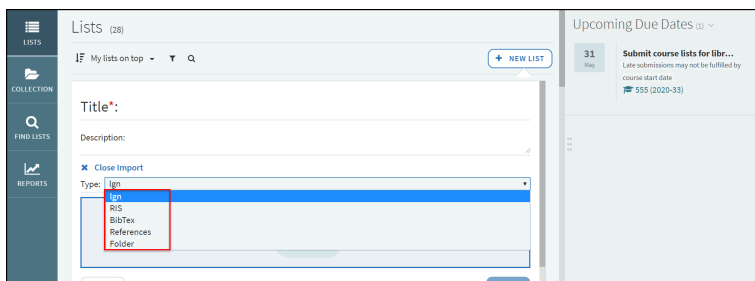
If the request is approved by Bolk, the **License Type** changes to **Bolk** and **Copyright Status** to **Approved**. Whether or not the request is approved, the librarian can follow the request in the copyright associated with the citation ([Citation](#) > [Edit](#) > [Copyright Attribute](#)).

The course can be locked from submitting requests to a course with the **Lock Bolk Requests** row action. When the course is locked, an indicator is added to the associated list. For more information, see [Integrating with Bolk](#).

Create a Reading List from Imported Files

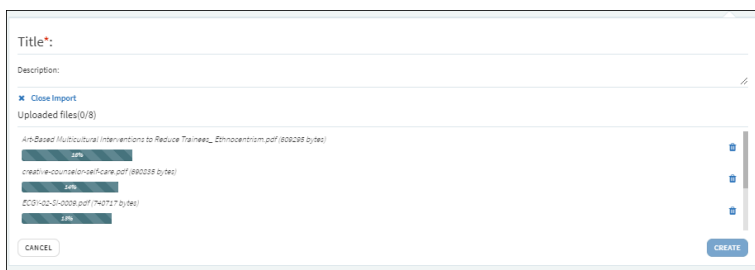
July 2020 Leganto

Instructors can now create new reading lists by importing RIS, BibTex, References, and Folders in addition to the existing Ign format.



Creating New Lists Using Additional Formats

When importing a folder, Leganto creates a citation for each file in the folder. Leganto extracts the metadata fields from the imported files, when possible.



Importing a Folder

Note

You can abort all uploads or abort individual uploads.

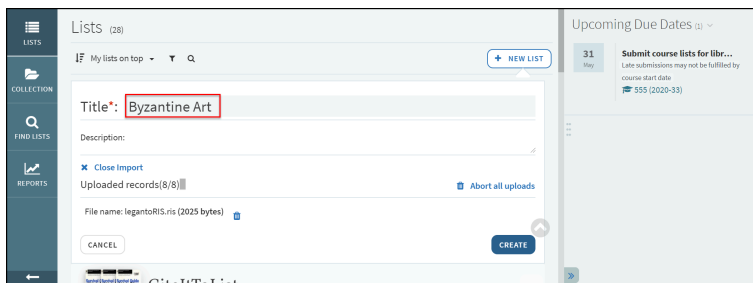
When importing, if you choose **References** for the type, like those records shown below, Leganto converts the references into citations.

References

- Arnheim, R., 1988. Visual dynamics. *American Scientist* 76 (6), 585–591.
- Arnheim, R., 1992. But is it science. In: Cupchik, G.C., Laszlo, J. (Eds.), *Emerging Visions of the Aesthetic Process: Psychology, Semiology, and Philosophy*. Cambridge University Press, Cambridge.
- Arnheim, R., 2004. *Art and Visual Perception: A Psychology of the Creative Eye*. University of California Press, Berkeley, California.
- Atkin, C., Block, M., 1983. Effectiveness of celebrity endorsers. *Journal of Advertising Research* 23 (1), 57–61.
- Bernard, M. User expectations for the location of web objects. CHI: Conference on Human Factors in Computing Systems ACM, Seattle, Washington, 2001, pp. 171–172.
- Brandt, H., 1954. *The Psychology of Seeing*. The Philosophical library, New York.
- Bush, A.J., Martin, C.A., Bush, V.D., 2004. Sports celebrity influence on the behavioral intentions of generation Y. *Journal of Advertising Research* 44 (1), 108–118.

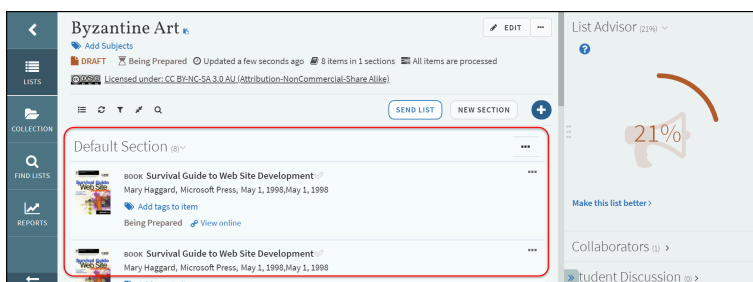
References List

When you create a new reading list you need to assign it a Title.



Defining New Reading List Title

When you click **Create**, your new list is created with a default section. You can now edit the list and arrange its sections.



Default Sections in New Reading List

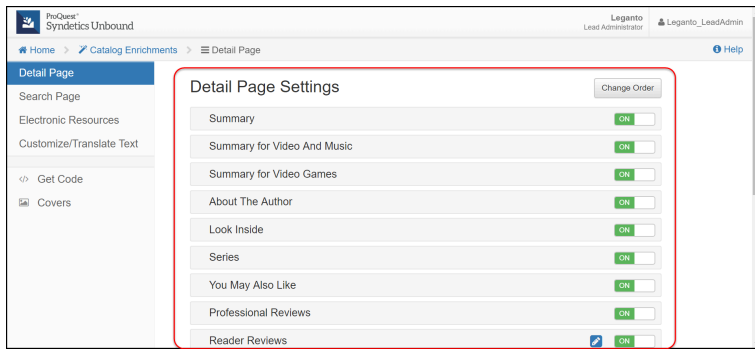
For more information on generating reading lists by importing folders, see [Adding an Item or Citation to My Collection from the Menu](#).

For more information, see [Creating or Duplicating a Reading List](#).

Syndetics Unbound Integration with Leganto

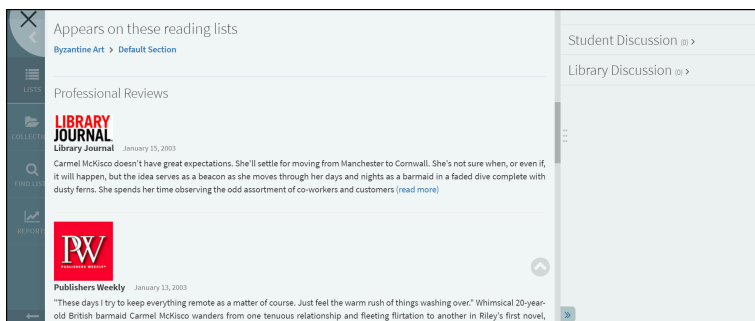
July 2020 Leganto

Leganto has integrated with Syndetics Unbound. This integration enables Syndetics Unbound customers to access all of the sections displayed on their **Detail Page Settings** in Leganto.



Syndetics Unbound Detail Page Settings

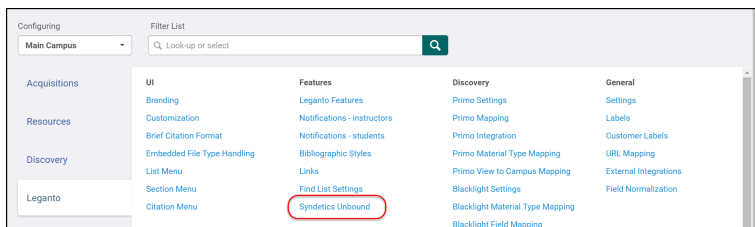
These sections appear below the **Appears on these reading lists** section.



Syndetics Unbound Sections Displayed in Leganto

These sections are only displayed in Leganto when the **syndetics_id** flag is enabled (**Configuration Menu > Leganto > External Integrations**), which is done by inserting a syndetics ID number.

When enabled, Syndetics Unbound users can access and configure their section settings (**Configuration Menu > Leganto > Features > Syndetics Unbound**). The Syndetics Unbound link is not displayed if the syndetics_id flag is not enabled.



Syndetics Unbound Mapping Table

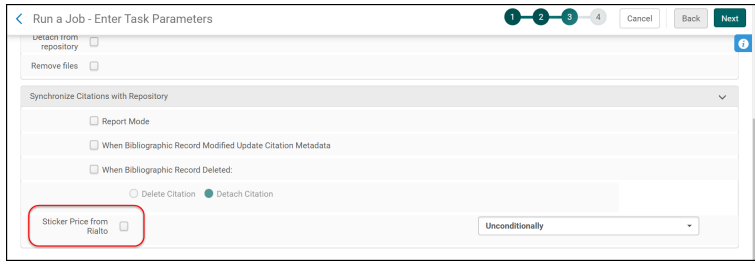
Turning sections off from the Syndetics Unbound platform hides them from the Leganto UI. Because the Syndetics Unbound platform settings overrides all Leganto settings, these sections will be hidden even if enabled in Leganto. These sections can only be enabled in Leganto if they are turned on from the Syndetics Unbound platform.

For more information, see [Configuring Syndetics Unbound](#).

Updating Student Savings Measures from Rialto in Bulk

July 2020 Leganto

The citation sticker prices of items found in Rialto can now be updated in bulk while running the **Reading List Citation Update Task** job in Alma.



Updating the Sticker Price from Rialto on Citations in Bulk

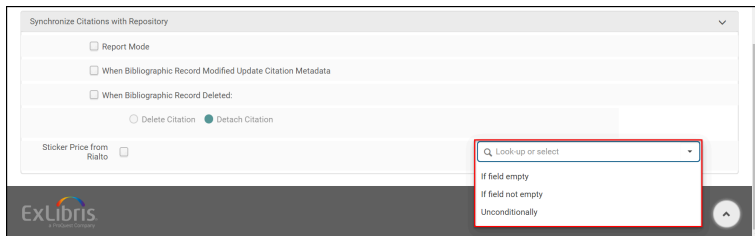
When more than one Rialto price exists, you can control which price is shown in Leganto by setting the value in the **sticker_price_extraction_formula** parameter ([Configuration Menu > Leganto > Features > Leganto Features](#)) to one of the following:

- **minimum** - shows the minimum price
- **maximum** - shows the maximum price
- **median** - shows the median price (default)

This flag is also used for the manual option in Leganto for a single citation.

You can also set the following conditions under which to run this job:

- If field is empty
- If field is not empty
- Unconditionally



Setting the Rialto Price Update Condition

Note

As it is expected that Leganto and Rialto are on the same currency, there is no automatic currency conversion.

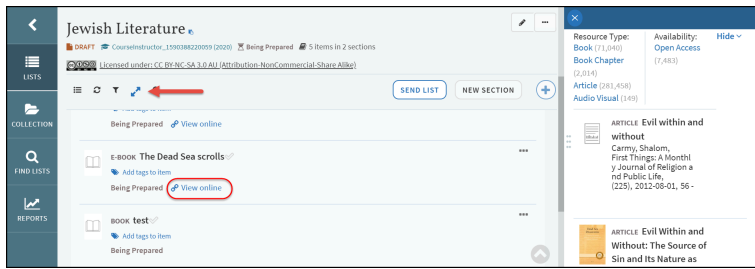
For more information, see the Reading List Citation Update Task job on [Running Manual Jobs on Defined Sets](#).

For more information, see [Determining Citation Sticker Prices](#).

Displaying View Online and Check Availability Only When Links Exist

July 2020 Leganto

Leganto now displays the **View online** or **Check availability** links in the brief display of a citation only if at least one link exists on a citation. If, for instance, you hide all the digital presentations of a citation, the link is not presented.



View Online Link in Compact View

For more information, see [Working with Citations](#).

For more information on citation availability, see [Leganto Workflow: Citation Availability](#).

For more information on configuring the **View online** link, see [Configuring Links for Electronic Citations](#).

Additional Enhancements

- **July 2020 Leganto**

Leganto now lets off-campus users log into Leganto through a proxy server. To enable this feature on the **Configuration menu > Leganto > General > Settings** page, the following settings must be configured:

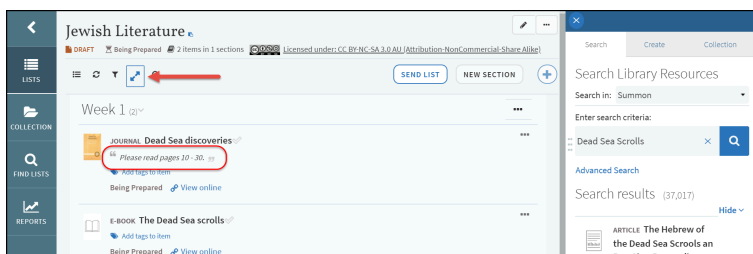
- Set the **proxy_url** parameter to include a URL. Every link in Leganto is then prefixed with the value entered in this parameter. So, for instance, if the proxy URL format is: **https://www.myproxy.com?url=**, then a link to **cnn.com** will redirect to **https://www.myproxy.com?url=http://www.cnn.com**.
- When the **Proxy_for_off_campus_only** parameter is set to **true**, the prefix is only added for students off campus. When the parameter is set to **false**, the prefix is added for all students.

parameter key	parameter module	parameter value	free text description	Updated By	Last Updated
17	move_source_url	general	When to move the sour	-	-
18	multicourse_lists	general	Whether to enable mult	ex_impl	05/31/2020
19	on_locate	general	How to handle existin	ex_impl	02/10/2020
20	proxy_for_off_campus_only	general	Whether to add proxy o	-	-
21	proxy_url	general	A proxy code and an op	-	-
22	relocate_modified_citation	general	Whether to try and re-k	ex_impl	02/10/2020
23	tag_sorting	general	Tag sorting in Leganto:	ex_impl	05/28/2020
24	use_alma_delivery_domain	general	Use Alma Delivery URL	ex_impl	05/26/2020

Setting the proxy_url Value

- **July 2020 Leganto SF: 00836480**

Users can now view a citation's public notes while viewing Leganto in compact view.



Public Note Displayed in Compact View

- **July 2020 Leganto SF: 00830141**

Internal users can now access Leganto via the LTI by setting the new **allow_internal_users** flag to **true**

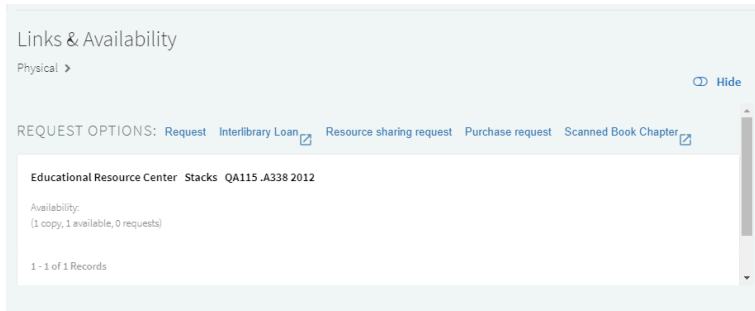
([Configuration Menu > Leganto > LTI > Settings](#)). For more information, see [Configuring Learning Tools Interoperability \(LTI\)](#), [Pre-Administration Tasks](#), and [Leganto Customer Settings Mapping Table Parameters](#).

- **July 2020 Leganto**

Previously, capitalization was automatically applied to all labels in all languages. Now, the labels will appear as entered by the user.

- **July 2020 Leganto SF: 00834422**

When the new parameter, **hide_primo_digitization**, is set to **true**, the mashup in Leganto will not include the ability to submit a digitization request. The default setting for the parameter is **false**. The parameter is available on the Primo Settings page ([Configuration Menu > Leganto > Discovery > Primo Settings](#)). Primo VE is not supported. See [Leganto Customer Settings Mapping Table Parameters](#).



- **July 2020 Leganto SF: 00577093**

When exporting reading lists in Excel format, the **Permalink to Citation** column has been added.

	AC	AD	AE	AF	AG	AH	AI
1							
2							
3							
4							
5							
6							
7	Citation Availability	Citation Due Date	Citation Tags	Citation Public note	Permalink to Citation		
8					https://sq003-eu01.ama.exlibrisgroup.com/leganto/public/EXLDEV1_INST/citation/2501173000121?auth=local		
9							
10							
11							

Permalink to Citation Column Added to Reading Lists Exported to Excel

- **July 2020 Leganto**

When you search for citations within a reading list in Leganto, empty sections are hidden.

- **July 2020 Leganto SF: 00844569**

Locked reading lists can now be rolled over. See [Locking and Unlocking a Reading List](#).

- **June 2020 Leganto**

The **library_discussion** flag was enhanced to support the **all** (list and citation level), **list** (list level only), or **citation** (citation level only) parameter values, and can be left blank to hide the Library Discussion feature from the list, section, and citation menus ([Configuration Menu > Leganto > Features > Leganto Features](#)).

- **June 2020 Leganto**

The **close_right_pane** flag can now be used to configure whether the right pane is closed by default, depending on the user role. The available parameter values are **all** (closed for librarians, instructors, and students), **students** (closed for students), and **instructors** (closed for instructors). When the parameter is set to **all**, the right pane is always closed, and when left blank, it is opened for all users. See [Leganto Features Parameters](#).

Resolved Issues

- **July 2020 Leganto SF: 00841343**

Citation processing rules were using different Leganto real-time availability merge rules for purchase requests. This was fixed.

- **July 2020 Leganto SF: 00815741**

When editing a reading list, the Print Slip Report was downloading only 20 citations. This was fixed.

- **July 2020 Leganto SF: 00813658**

An error message was being displayed when creating a course with a campus. This was fixed.

- **July 2020 Leganto SF: 00826070**

The rollover process was slow. The job performance is now improved.

- **July 2020 Leganto SF: 00804568**
Clicking the **View more user information** icon located in a citation's **Tags** tab in the **Updated By** column was not working. This was fixed.
- **July 2020 Leganto SF: 00797252**
The Resource Locate functionality for citations in Alma was failing repeatedly and was causing Oops errors. This was fixed.
- **July 2020 Leganto SF: 00804618**
The Course Enrollment job processes files that have already been processed. This was fixed.
- **July 2020 Leganto SF: 00829913**
The Leganto Help page label was missing. This was fixed.
- **July 2020 Leganto SF: 00732870**
For LTI user creation, a new drop-down list, **Owning System**, was created for user self registration.
- **July 2020 Leganto SF: 00800273 00827802**
When a browser's third-party cookies were blocked, opening a reading list from the LTI containing an apostrophe character was causing Leganto to display an error. This was fixed.
- **July 2020 Leganto SF: 00799380**
Courses were being created incorrectly via LTI from student role accounts. This was fixed.
- **July 2020 Leganto SF: 00728363**
The library discussion was displayed on a citation for non-owners when the list was locked. This was fixed.
- **July 2020 Leganto SF: 00802685**
When a Leganto URL was copied from the browser address bar, it did not include the `&auth=SAML` parameter. This was added.
- **July 2020 Leganto SF: 00810706 00840049**
Within the Reading list and Find List pages, there was a display issue when scrolling. This was fixed.
- **July 2020 Leganto SF: 00800683**
Primo mashup - Support was added for the new UI.
- **July 2020 Leganto SF: 00806722**
The initial characters of the File Upload Copyright options were capitalized. This was fixed.
- **July 2020 Leganto SF: 00819520**
An error occurred when searching for a Primo item, selecting Add & Edit, then adding a tag and saving the form. This was fixed.
- **July 2020 Leganto SF: 00822328**
CiteIT! was not correctly capturing article metadata in JSTOR from searches done in JSTOR. The end page, source URL, and chapter title fields were fixed in the JSTOR site.
- **July 2020 Leganto SF: 00713049 00823493**
When creating a list via the LTI link, the reading list's **Due Back Date** wasn't being auto-populated from the course. This was fixed.
- **July 2020 Leganto SF: 00754667**
Reading list statuses in Library discussions were different than those displayed in Alma. The reading list prefix has been changed to "List status when comment added." The citation prefix has been changed to "Citation status when comment added."
- **July 2020 Leganto SF: 00797129**
Instructors were being displayed as students in their own courses when accessing Leganto via LTI. This was fixed.
- **July 2020 Leganto SF: 00809138**
The accessibility icon was changed.
- **July 2020 Leganto SF: 00808422**
When using drools, if you do not want to concatenate multi values, you can now use **create <citation_field> with <marc_field>** instead of: **set <citation_field> to <marc_field>**.
- **July 2020 Leganto SF: 00802711**
citation_reading_list_complete description and documentation update. This was fixed.

- **July 2020 Leganto SF: 00792693**
No validation was being displayed when a value was added in Find List Settings. This was fixed.
- **July 2020 Leganto SF: 00796001**
Newly added citations were defaulting to **Complete** even though the default setting was not configured to Complete. This was fixed.
- **July 2020 Leganto SF: 00733113**
When performing a concatenation in Brief Citation Format, an extra space was inserted before the comma. This was fixed.
- **July 2020 Leganto SF: 00814556 00824069**
In Leganto, when an item was added to a section, the current section was not being displayed by default. This was fixed.
- **July 2020 Leganto**
Citation of type **Note** included extra fields **Publisher** and **Publication Date**. This was fixed.