



Librarian Analytics Dashboard

Singapore, August 2019

Nir Sherwinter, Director of Solution Architecture, APAC





- Focus Group Aims
- Where to find this dashboard
- Demo + hands on
- Tabs 1...10
- Further reading

Focus Group Aims

*“Identify, discuss and assist in the **delivery** of a Librarian Dashboard of **key reports** useful to a general range of **Leganto customers**, with a development timeline aiming for delivery at the end of Quarter 1 2019.”*

The reports gathered by the group are based on User Stories collected from existing reporting, a Leganto customer survey and from discussions on mailing lists and in support calls.

Where to find it?

Shared Folders > Community > Reports > Shared Reports >
Leganto Librarian Analytics Dashboard

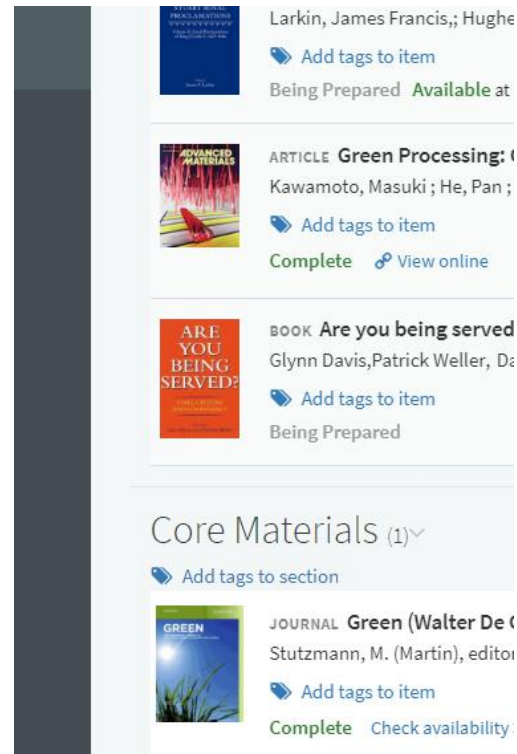
You can use it directly from this location or copy to other folders...



Demo + hands on (if you have access to your Alma)

Tab #2: To Follow-up

- Incomplete reading lists sent to library
- Titles added to reading list which are not in repository and need to be purchased
- Journal article and website citations added to resource lists not linked to repository records



Larkin, James Francis,; Hughe
[Add tags to item](#)
Being Prepared **Available at**

ARTICLE **Green Processing:**
Kawamoto, Masuki; He, Pan;
[Add tags to item](#)
Complete [View online](#)

BOOK **Are you being served**
Glynn Davis, Patrick Weller, D;
[Add tags to item](#)
Being Prepared

Core Materials (1)▼
[Add tags to section](#)


JOURNAL **Green (Walter De Stutzmann, M. (Martin), editor)**
[Add tags to item](#)
Complete [Check availability](#)

Tab #3: Course and List overview

- Count of reading lists by Reading List status and Course status
- Percentage of Lists at certain status, assignment etc
- Total number of active courses by Processing Department branch
- Number of active courses with reading lists by Processing Department
- Number of uploaded files per Reading list
- Courses without Reading Lists

My Lists 23 lists


My lists on top ▼ 📊 🔍



Introduction to Mass Communication B

In the previous course, Mass Communication A, we became acquainted with main communication and media theories. The current course introduces further communication and media theories and opens up in-depth discussions.

📖 PUBLISHED 🎓 EXLIBRIS100 (2017-19) 🕒 Updated 17 hours ago 📄 26 items in 7 sections




Advanced Quantum Physics (I)

Building upon the foundations of wave mechanics, this course will introduce and develop the broad field of quantum physics including:

- Quantum mechanics of point particles
- Approximation methods
- Basic foundations of atomic, molecular, and solid state physics
- Basic elements of quantum field theory
- Scattering theory
- Relativistic quantum mechanics

📖 PUBLISHED 🎓 PHY290 (2018) 🕒 Updated 2 days ago 📄 25 items in 3 sections



Advanced Algorithms & Data Structures

Analysis of algorithms. Solution of summation & recurrence equations. Algorithm paradigm divide-&-conquer, greedy algorithms, dynamic programming, backtracking, branch-&-bound. Advanced graph algorithms. Amortised analysis. Self-adjusting data structures. Complexity

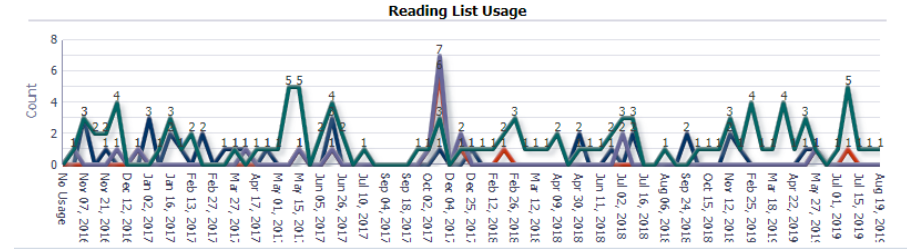
Tab #4: Citations

- Total number of citations by material type (by branch)
- Count of Citations by type
- Reading list citations which exist in multiple lists
- Bibliographic Citation Details for new items
- Citation Count by Public Tag
- Count of Citation Library Tag
- Count of Citation Library Tag
- Average number of citations per section
- Average age of publication citation date



Tab #5: Usage

- Leganto Student Usage chart
- Leganto Student Usage
- Usage by Reading List
- Usage by Academic Dept (or Unit)
- Usage by Citations
- Usage by Citations E-Book
- Usage of citations by priority




BOOK The Handbook of Communication Science (Due: Apr 16, 2019) Being Prepared Available at Education Library Psychology : P90 .H294 2010 and more locations

Student Engagement	Active Students	Total Views	Student Engagement %	Students Full Text Views	Students File Downloads	Students That Commented	Students Likes	Students Read It
Weekly Active Students	5	53	2	0	0	1	2	4

Tab #6: Public Notes and Tags


- Citations by Citation tag and status
- Citation detail by Library Tag for digitization requests etc
- Report Presence of a Public note




ARTICLE **Socialization** (Due: Jun 12, 2019) ✓

Developmental Science, 4(3), 2001-08, 330 - 344

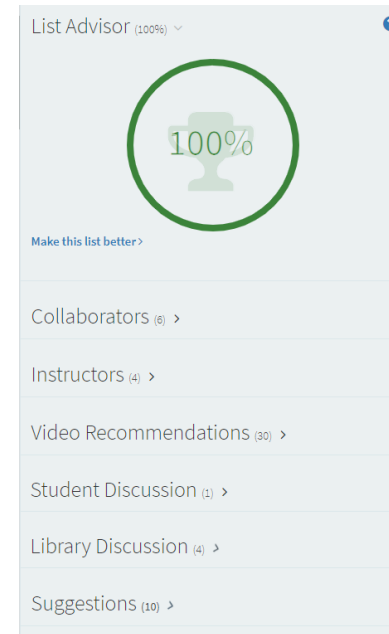
“ This article provides an excellent wrap-up for our discussion. ”

Essential 

Complete  [View online](#)









Tab #7: Impact Analysis

- Several reports suggested by Ex Libris to assist in assessing what contributes to an effective list (uses activity score to assess qualities of well-used lists)
- Active Course Analysis
- Reading list stats per year
- Published RL in active courses
- Details of citations with High Usage
- Details of Reading Lists with high usage



Tab #8: Instructor Engagement

- Reports to find Instructor information and their work in Leganto for use in assessing engagement.
- Instructor Search for reading lists by Course prompt
- Instructor Search for reading lists

	Jim Benson 10/04/2018 Being Prepared	
Hi! It's time to look at the next semester. We have a few new resources that may interest you.		
	Jim Benson 10/04/2018 Being Prepared	
I'll set a meeting to discuss.		
	Angela Schmidt 06/01/2019 Being Prepared	
Thank you. I look forward to that. I really need to diversify the readings. Also, if you could help me find an OER to replace the text book, that would be great.		
	Tamar Sadeh 06/01/2019 Being Prepared	
Excellent. How about Tuesday afternoon?		

Tab #9: User Stories page

This page lists all user stories used in the creation of this dashboard by the user group.

Tab #10: Full Data page

For future use – all your data in one place.

Take your data to other BI tools etc.

Individual Use Cases with fuller descriptions.

User Story 1 - Number of published and unpublished Reading Lists

User Story 2 - Reading List Usage by Academic Department, programme(?), module(?), citation

User Story 3 - The number (or percent) of Reading Lists for a set term code (or term start date) by

- Reading list status (being prepared, being processed, complete)
- Course Code prefix (first four digits of the course code (e.g. HLSC)
- Assigned staff member

User Story 4 & 5 - Details (in a table form) of the lists that have been assigned to me personally. Listing course code, reading list status, date sent to the library (requested for review on), % of have notes.

A table listing reading lists that have been sent to the library, but haven't yet been marked as complete by a set date period after the sent date. This could be 2 weeks for example after the 'Re

User story 11 - Count of Reading Lists by:

- Reading List Status
- Citations which have Purchase requests/Digitisation Requests

User story 12 - Courses with no Reading Lists

User story 13 - Citations on multiple Reading Lists/Courses

User Story 14 - Citations which appear on multiple Reading Lists

User story 15 - Reading List Usage by:

- Citation type (e.g. electronic books)
- Academic Department
- Priority (e.g. core/essential/recommended)

User story 16 - Citations by tag e.g. 'Digitisation Request' or 'Accessible Format Request' -

User story 17 - Titles added to reading list which are not in repository and need to be purchased (we also use priority tags to assign purchasing ratios) - CMU York's report to revise

User Story 18 - Articles added to reading lists which we do not have access to through an electronic subscription

User Story 20 - Possibly done within Alma as an Alma export?

User Story 21 - Possibly done within Alma - 'Citations Alternative Suggestions' Job shows alternative editions for both e-res and physical titles. Based on FRBR rules.

User story 23 - What proportion of active citations are auto-completing - not fully possible - approximation

User story 24 - Courses not associated to any list /// detailed bibliographic information for newly submitted or published citations (see also user story 12)

User story 25 - Trends in citations that point to quality of lists

User Story 26 - Reading Lists which:

- have no citations lists
- have no items tagged for reserve
- unpublished
- not been sent to library

Further reading – the summary report...

The screenshot displays the 'Leganto Librarian Analytics Dashboard (June 2019)' interface. The left sidebar contains a table of contents with 10 sections: Welcome page, To Follow-up, Course and List overview, Citations, Usage, Public Notes and Tags, Impact Analysis, Instructor Engagement, User Stories (details), and Full Data. The main content area on the right shows a preview of the 'Leganto Librarian Analytics Dashboard Focus Group (Q1 2019) - Summary Report'. This preview includes a title, a brief description, and a list of links: Membership, Aims, Scope of work, Working methods, Existing and required Reporting, Useful existing reports, GeLU/ELUNA Analytics Working Group Evidence, User Stories Survey, and Campus Engagement Reporting suggested by Ex Libris. A red rectangular box highlights the entire preview area.

1. Welcome page
Background and key information (Including feedback form and link to Focus Group report)

2. To Follow-up

- 1.a-1.c - Incomplete reading lists sent to library
- 2 - Titles added to reading list which are not in repository and need to be purchased
- 3 - Journal article and website citations added to resource lists not linked to repository records

3. Course and List overview

- 4 - Count of reading lists by Reading List status and Course status
- 5 - Percentage of Lists at certain status, assignment etc.
- 6 - Total number of active courses by Processing Department branch
- 7 - Number of active courses with reading lists by Processing Department
- 8 - Number of uploaded files per Reading list
- 9 - Courses without Reading Lists

4. Citations

- 10 - Total number of citations by material type (by branch)
- 11 - Count of Citations by type
- 12 - Reading list citations which exist in multiple lists
- 13 - Bibliographic Citation Details for new items
- 14.a - Citation Count by Public Tag
- 14.b - Count of Citation Library Tag
- 14.c - Count of Citation Library Tag
- 15 - Average number of citations per section
- 16 - Average age of publication citation date

5. Usage

- 17.a - Leganto Student Usage chart
- 17.b - Leganto Student Usage
- 18 - Usage by Reading List
- 19 - Usage by Academic Dept (or Unit)
- 20 - Usage by Citations
- 21 - Usage by Citations E-Book
- 22 - usage of citations by priority

6. Public Notes and Tags

- 23 - Citations by Citation tag and status
- 24 - Citation detail by Library Tag for digitization requests etc
- 25 - Report Presence of a Public note

7. Impact Analysis

- Several reports suggested by Ex Libris to assist in assessing what contributes to an effective list (uses activity score to assess qualities of well-used lists)
- 26 - Active Course Analysis
- 27 - Reading list stats per year
- 28 - Published RL in active courses
- 29 - Details of citations with High Usage
- 30 - Details of Reading Lists with high usage

8. Instructor Engagement

- Reports to find Instructor information and their work in Leganto for use in assessing engagement.
- 31 - Instructor Search for reading lists by Course prompt
- 32 - Instructor Search for reading lists

9. User Stories (details)

- Provides an overview of the questions Leganto customers submitted to the Focus Group 2018-19 which appeared to be answerable from existing reporting.

10. Full Data

Feedback - Leganto Librarian Analytics Dashboard

Please select a Dashboard page, or choose 'general' to provide feedback on reports, Analytics issues to consider, or additional improvements

***Required**

Leganto Librarian Analytics Dashboard Focus Group

File Edit View Insert Format Tools Add-ons Help

Leganto Librarian Analytics Dashboard Focus Group (Q1 2019) - Summary Report

[Leganto Librarian Analytics Dashboard Focus Group \(Q1 2019\) - Summary Report](#)

[Membership](#)

[Aims](#)

[Scope of work](#)

[Working methods](#)

[Existing and required Reporting](#)

[Useful existing reports](#)

[GeLU/ELUNA Analytics Working Group Evidence](#)

[User Stories Survey](#)

[Campus Engagement Reporting suggested by Ex Libris](#)



THANK YOU!

