

Leganto December 2020 Release Notes

January 2021 Sneak Peek

- New Help page customization options
- Create new courses from Leganto in the UK Copyright Licensing Agency (CLA) Digital Content Store (DCS)
- Move public and private notes, due dates, and visibility dates to the edit item menu
- Leganto notification letter will be upgraded

Main Enhancements

Update a Set of Courses with the Course Bulk Update Job

December 2020 Leganto

This enhancement allows you to configure and run the new Course Bulk Update job (**Admin > Manage Jobs and Sets > Run a Job > Courses > Courses Bulk Update**). This job enables you to perform the following actions on a set of courses:

- Update course information (such as processing and academic department, instructors, start and end dates, and so forth).
- Delete all courses in the set.
- Disassociate all courses in the set from their reading lists.

< Run a Job - Enter Task Parameters 1 2 3 4 Cancel Back Next

Courses Bulk Update

Delete course

Processing department

Academic department

Terms list

Add instructor

Remove instructor All Select instructor

Start date

End date

Submit list by If field not empty

Remove list association

Course Bulk Update Job

For more details, see [Course Bulk Update Job](#).

Before you configure and run the Course Bulk Update job, you must create a set of courses using the new **Courses** content type on the Set Details page (**Admin > Manage Jobs and Sets > Manage Sets**).

Set Details

1 2 Cancel Next

General Information

Set name *

Description

Note

Set content type * **Courses**

Set type **Logical**

Private Yes No

Status Active Inactive

Creation date 14/11/2020 06:55:50 AM IST

Created by Ex Libris

Updated by Ex Libris

Content Origin Institution only Discovery

Set ID -

Set Details Page in Alma

For more details, see [Managing Search Queries and Sets](#).

Use Additional Page Range in the Book Extract Type

December 2020 Leganto

You can now add a second page range for citations of type Book Extract. When **start_page2** and **end_page2** are configured in the Citation Field Mapping table ([Leganto > UI > Citation Field Mapping](#)), they are automatically added to the add/edit item form. When enabled, the **+ Additional range** link appears when the first start or end page fields contain values.

Book Title:

Book Author:

Editor:

Chapter Number:

ISBN:

Edition:

Start page: 5

End page: 8

[+ Additional range](#)

Book Extract Citation Type

When the **+ Additional range** link is selected, the second start and end page fields appear.

Type*: **Book Chapter** ▼

Source: [+ Additional range](#)

Book Title:

Book Author:

Editor:

Chapter Number:

ISBN:

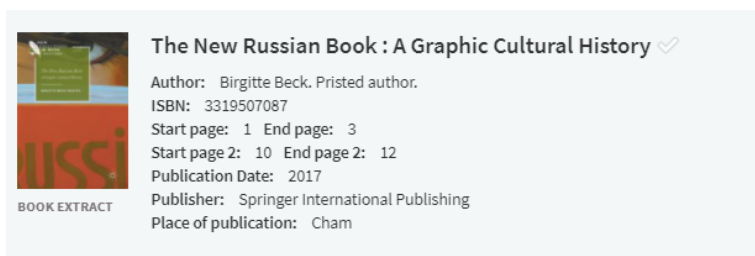
Edition:

Start page: 5 End page: 8

Start page: 5 End page: 8

The start-end page will be in one line for all forms.

In the Citation full display, if a second page range exists, it is displayed as follows:



The New Russian Book : A Graphic Cultural History ✓

Author: Birgitte Beck. Pristed author.
 ISBN: 3319507087
 Start page: 1 End page: 3
 Start page 2: 10 End page 2: 12
 Publication Date: 2017
 Publisher: Springer International Publishing
 Place of publication: Cham

Citation Full Display

Additional support for the second page range is as follows:

- Brief citation - When converting a bibliographic record in brief citation, if two page ranges exist, they are both written in the field 773, subfield g.
- Leganto Primo Mapping table - You can add map from Primo to start_page2 and end_page2.
- Brief Citation Format - For new customers and those using the default configuration of the Brief Citation, the second page range is displayed by default, if it exists. You can also edit the format.
- Bibliographic Mapping Rules - Both page ranges are available in the rule.
- Additional support is detailed in [Multiple Page Ranges for Book Extract Type](#).

Multiple Page Ranges for Book Extract Type

December 2020 Fulfillment Course Reserves

You can now add a second page range in the Book Extract type. Support for the second page range in Alma is as follows:

- Drools - Currently, the drools checks for **pages**. It now checks for **p**.
- API - The second page range is under the first page range.
- Reading List Citation, Copyright Attributes tab - The second page range automatically populates in the second set of **Required Pages** fields.

Intuitive and Simplified List Analysis Report

December 2020 Leganto

The following changes have been made to the instructor's List and Citation Analysis reports to improve their usability:

- Changed the name of the **Total Views** column to **Total Activities**.
- Changed the name of the **Student Engagement %** column to **Student Usage**. In addition, the column displays **High**, **Low**, or **Medium** (as well as a color) instead of a percentage, which was not very meaningful to many users.
- Improved the manner in which the **Student Usage** score is calculated. If the number of participants is not available, usage will now be based on the total number of active users.
- Changed the name of **Students marked read** column to **Students marked as done**.
- Added an Information icon



to each column heading so that users can view the meaning of each column quickly.

The screenshot shows a 'Display list analysis' report for a video citation. The top summary table is as follows:

Course Participants	Active Students	Total Events	Average Events Per Student	Number Of Comments
0	2	42	21	0

The detailed table below has the following columns and data:

Active Students	Activities	Usage	Views	Students File Downloads	Students That Commented	Students Likes	Students marked as done
2	14	High	0	0	0	0	2

A tooltip for the 'Usage' column states: 'Usage level, based on the number of students who actively engaged with this citation out of 2 participants in the course'.

List and Citation Analysis Reports

For more information, see [Reading List Analytics](#).

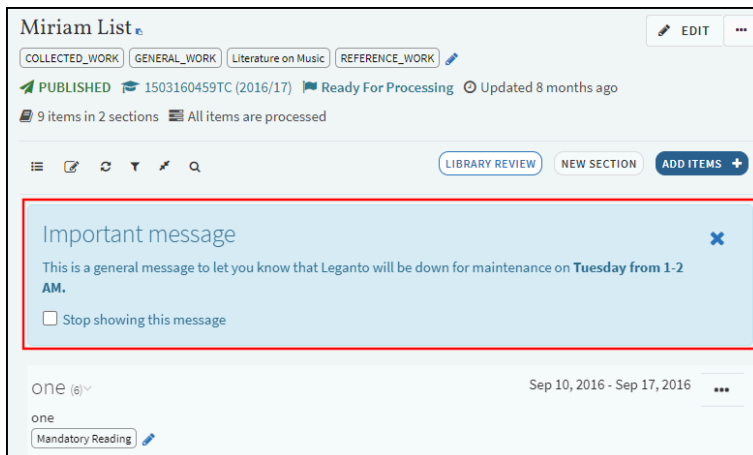
Use General Message to Convey Ad-Hoc Information to Instructors and Students

December 2020 Leganto

You can now add a general message to the top of all reading lists and citations in Leganto. By default, the general

message is titled **Important message** and will continue to appear until it is disabled with the new **general_message** parameter in the Leganto Features mapping table (**Configuration Menu > Leganto > Features > Leganto Features**). The message itself is configured and translated by adding a row to the Customer Labels code table (**Configuration Menu > Leganto > General > Customer Labels**).

For more details, see [Configuring the General Message for Reading Lists and Citations](#).



General Message in Reading List

Note

- When both the general message and the tip of the day are enabled, the tip of the day will not appear until the user selects the **Stop showing this message** check box under the general message and opens a new session.
- Selecting the **Stop showing this message** check box hides the general message until the message is changed.
- Selecting the **X** icon message hides the general message until the user's next session.

Export Full Permalink to Excel, PDF, or Word

December 2020 Leganto

When exporting lists to Word, Excel, and PDF, users can now select how the permalinks appear in the export file. Previously, the export file included a generic display label (which is now referred to as a **Pretty link**) for each permalink. For example:

December 2020 Test List

Test list

Course Code: 555 Course Name: 555 Course Year: 2020/2033

Course Code: 444 Course Name: QA Course Course Year: 2021

5 items in 2 sections

[Go to list](#)

Section 1

[Go to section](#)

ReworksTest

Author: John Dow Type: Book

[Go to item](#)

Pretty Links in Export File

With this enhancement, you can now choose to display the full URL for the permalink, which is referred to as a **Full link**. For example:

December 2020 Test List

Test list

Course Code: 555 Course Name: 555 Course Year: 2020/2033

Course Code: 444 Course Name: QA Course Course Year: 2021

5 items in 2 sections

http://sqa03-eu01.alma.exlibrisgroup.com/leganto/public/EXLDEV1_INST/lists/253003790000121?auth=local

Section 1

http://sqa03-eu01.alma.exlibrisgroup.com/leganto/public/EXLDEV1_INST/lists/253003790000121?auth=local§ion=253003850000121

ReworksTest

Author: John Dow Type: Book

http://sqa03-eu01.alma.exlibrisgroup.com/leganto/public/EXLDEV1_INST/citation/253037890000121?auth=local

Full Links in Export File

In addition, all bibliographical styles for Word exports now allow you to select from either type of permalink. Previously, only the **Expanded Reading List** style allowed you to display permalinks.

Export To Word

Bibliography style: American Medical Association

Include the following fields:

- Permalinks
 Pretty link Full link

CANCEL

EXPORT

New Permalink Type Selection in Export Dialog Boxes

Use Primo Availability Facets to Filter Search Results In Leganto

December 2020 Leganto

When searching for items in Primo to add them to a reading list, you can now filter your results with all Availability facets that are supported in your Primo environment, not just **Open Access**.

The screenshot shows the Primo search interface. At the top, there are navigation buttons: Search, Create, Collection, and More. Below this is the search bar with the text "Search in: Search everything" and a dropdown arrow. Underneath, it says "Enter search criteria:" followed by a search input field containing "test" and a search button. A checkbox labeled "Include records without full-text access" is present. Below the search bar is a link for "Advanced Search". The search results section shows "Search results (22,748,608)". A facet menu is open, showing "Availability:" with a "Hide" button and a dropdown arrow. The menu items are: "Full Text Online (22,747,915)", "Open Access (1,392,850)", and "Peer Reviewed (9,873,434)". Below the facet menu, a search result is shown for "REFERENCE ENTRY TEST 2008". A green icon and text "Full text available" are displayed below the result.

Primo Availability Facets

Create Multi-Word Private Tags

December 2020 Leganto

Previously, when creating private tags in Leganto, students could not create tags with multiple words. With this enhancement, students can now include spaces to create tags with more than one word (such as **greenhouse effect**).

The screenshot shows the Leganto interface. On the left, there is a sidebar with navigation icons: LISTS, COLLECTION, FIND LISTS, and REPORTS. The main area shows a collection of 100 items. The collection name is "Collection (100)". Below the collection name, there are search and filter options. The collection items are listed. The first item is a book titled "British Standards Institute Staff/Programmable Controllers. Programming Languages" by British Standards Institute Staff. The second item is a book titled "The Cambridge companion to John Dryden" by Zwicker, Steven N., New York; Cambridge, UK; Cambridge University Press, 2004., Total Pages xiv, 300 p.;. A private tag "greenhouse effect" is highlighted in a red box next to the second item.

Private Tags with Multiple Words

Additional Enhancements

- **December 2020 Leganto SF: 00850371**
Instructors and owners can now successfully find all their lists in the **Find Lists** page, including lists in draft status.
- **December 2020 Leganto**
A new parameter allows you to flag MARC records that are created from a citation, for example, when submitting a purchase request, to easily allow you to find the record and review it later. When the parameter, **MARC_incomplete_field_indicator** (found in **Leganto configuration Menu > General > Settings**), is configured, the field indicated in the parameter is written to the MARC record. The parameter format is <MARC field number>.<subfield>.<text>. For example, if you want MARC records created from a citation to contain a 591 subfield a with the value INCOMPLETE, the parameter should be set to 591.a.INCOMPLETE.
- **December 2020 Leganto**
(URM-135971) In the Copyright/Digitization Request form, the chapter field now accepts only numbers or roman numerals, along with ',' or '-'. When saving the record, the **Total Chapters Count** field is computed automatically.
- **December 2020 Leganto**
(URM-139307) The DCS API now treats the **Book Extract** material type as a book instead of a journal.
- **December 2020 Leganto**
(URM-138100) The Cite It! dialog box now allows you to narrow the list of providers by selecting the new Search icon



and then typing a search string in the search box. To close the search box, select the **X** icon.

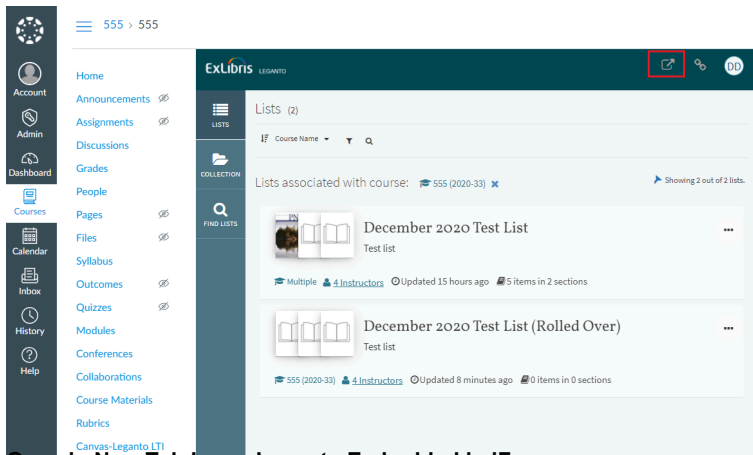
The screenshot shows the 'Cite it!' dialog box. At the top, it says 'Cite it!' and provides instructions on how to install the bookmarklet. Below the instructions, there is a 'CITE IT!' button and a link for 'Cite It! button installation'. A section titled 'Supported sites' has a dropdown arrow and a close 'x' icon. A search box is highlighted with a red border, containing the text 'soc'. Below the search box, a list of supported sites is displayed: American Mathematical Society, American Meteorological Society, American Nuclear Society, American Public Health Association, and American Society of Mechanical Engineers. At the bottom of the dialog box, there is a 'CLOSE' button.

Supported Site Search Box in the Cite It! Dialog Box

- **December 2020 Leganto**
(URM-137901) When the new **display_open_new_tab** parameter is set to **true** (which is the default value), an Open New Tab icon



will appear in Leganto if Leganto is embedded in an iFrame. Selecting the icon will open Leganto in a new tab. This is useful if you need to enlarge the Leganto screen or want to work in Leganto specifically.



Open in New Tab Icon - Leganto Embedded in iFrame

For configuration details, see [Displaying Leganto in New Tab](#).

- December 2020 Leganto**
 (URM-132042) On the Reading Lists Task List page (**Fulfillment > Course Reserves > Reading Lists**), librarians can now purge Leganto reading lists that had been logically deleted (either individually or in bulk).

Reading Lists Task List (1 - 4 of 4)

[Manage Selected](#) ▾

	Alerts	Code	Name	Status	Assignee	Course
	All			Publication Status: Active		
1	<input checked="" type="checkbox"/>	rrrrrr	test list	Ready For Process...	Impleme... Ex Libris	M...
2	<input checked="" type="checkbox"/>	TS111... Jones	Test Course-Jones	Being Prepared	Impleme... Ex Libris	M...
3	<input type="checkbox"/>	22222	22222	Being Prepared	Impleme... Ex Libris	Multiple 19/...

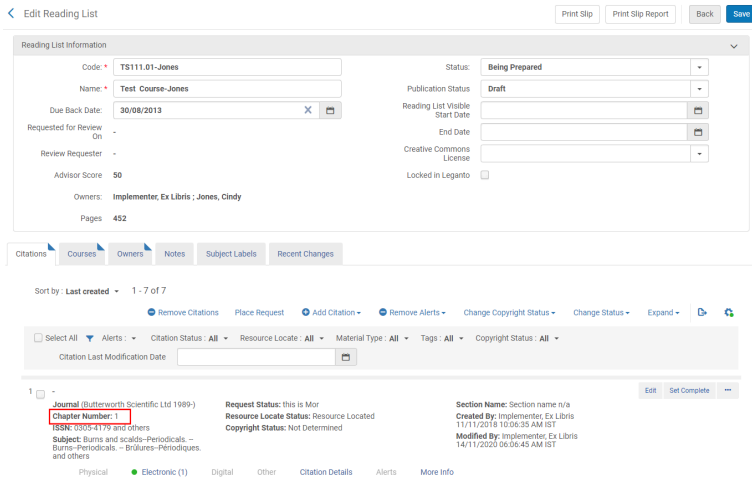
- Assign to Librarian
- Release Assign
- Delete
- Associate to Course
- Remove Associated Course
- Remove Owners
- Lock List
- Unarchive
- Purge**

Reading Lists Task List in Alma

For more information about purging lists, see the following pages:

- [Managing Reading Lists in Alma](#)
- [Configuring What Happens to Deleted Lists](#)

- December 2020 Leganto**
 (URM-129256) You can now display an item's chapter number in the brief display on the Edit Reading List page in Alma (**Fulfillment > Course Reserves > Reading Lists**). By default, the Chapter Number field is not displayed. For more information, see [Configure Record List Appearance](#).

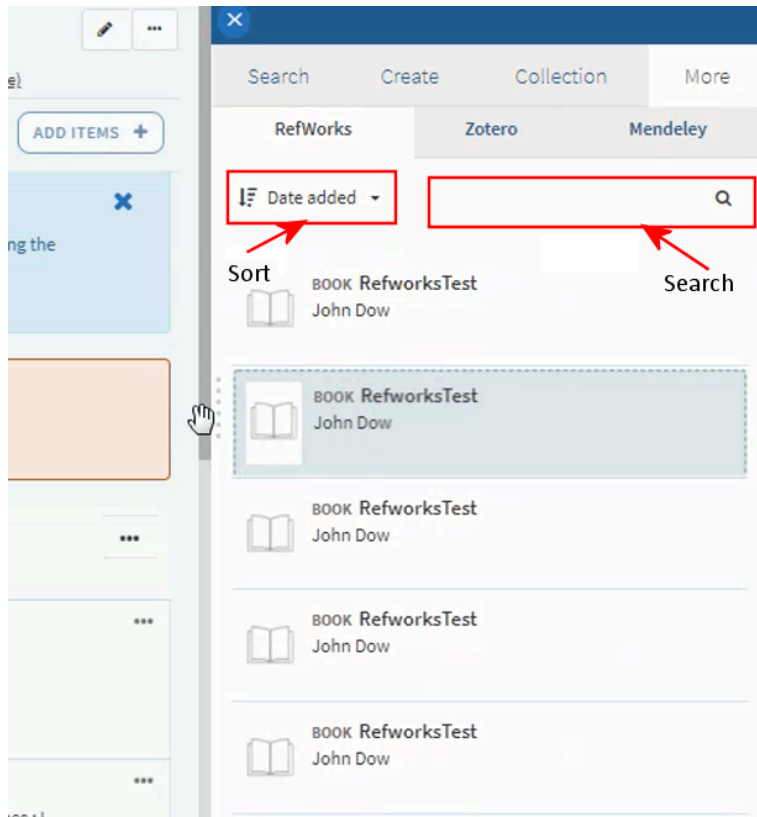


Edit Reading List Page in Alma

- **December 2020 Leganto**

(URM-121043) Previously, Leganto displayed a maximum of 100 citations for Zotero, RefWorks, and Mendeley. With this enhancement, the number of results is no longer limited to 100. Instead of loading all results at once, users will see the first 10 citations and can load additional blocks of 10 citations by scrolling to the bottom of the list.

In addition, users can sort and search their citation lists to find citations more quickly.



Add Items from Citation Manager

- **December 2020 Analytics SF: 00848299**

The **Citations** folder was added to the Leganto Instructor Usage Events subject area. This allows you to add fields from the folder to the report.

- **December 2020 Analytics**

(URM-136914) The following fields were added to Leganto Student Usage > Reading Lists:

- Reading List Number of Participants
- Number of Active Students on the List
- **December 2020 Fulfillment - Course Reserves / Analytics**
The names of the following fields were changed:
 - In Course Reserves:
 - **Leganto Num of Read It** was changed to **Leganto Num of Marked as Done**
 - Leganto Student Usage/Student Usage folder:
 - **Number of Read it** was changed to **Number of Marked as Done**
 - **Students that Read It** was changed to **Students that Marked as Done**
- **December 2020 Fulfillment - Course Reserves / Analytics**
Previously, Leganto Analytics could not display information about courses without reading lists. Now information about courses without reading lists can be displayed. To support this the **Associated with Reading List** field was added to Course Reserves > Courses that indicates if the course is associated with a reading list.

Resolved Issues

- **December 2020 Leganto SF: 00898866**
When using the citation API, and trying to create/update an article citation, the field publisher was not allowed to be part of the metadata. This was fixed.
- **December 2020 Leganto**
When using the citation API, you could not update the source1-source10 fields. This was fixed.
- **December 2020 Leganto SF: 00894972**
The Permalink section action is now visible for students who are subscribed to a list, in addition to list owners and collaborators.
- **December 2020 Leganto SF: 00871899**
The primove_getit customer parameter was move moved to Discovery > Primo Setting, for all customers.
- **December 2020 Leganto**
There was an issue with the color on the Leganto login page. This was fixed.
- **December 2020 Leganto SF: 00867524**
The configuration parameter, citation_primo_url_regexp, was not functional. This was fixed.
- **December 2020 Leganto SF: 00830349**
The Permalink to citations was not counted as citation views in Analytics. This was fixed.
- **December 2020 Leganto SF: 00812673**
When exporting/importing from an RIS file, some fields relating to book chapter were incorrectly mapped. This was fixed.
- **December 2020 Leganto SF: 00889564**
An Alma log in attempt while already logged in to Leganto caused the user to be redirected to Leganto. This was fixed.
- **December 2020 Leganto**
Course facets are now ordered by academic department and processing department.
- **December 2020 Leganto SF: 00889185**
The Reading list View mode displayed incorrect information when the list was locked. This was fixed.
- **December 2020 Leganto SF: 00794160**
Questions displayed for open access material when they were configured to remain hidden. This was fixed.
- **December 2020 Leganto SF: 00888164**
Citations lost their DCS association when moving within the same list. This was fixed.
- **December 2020 Leganto**
The LTI self registered identifier type was not visible after activation. This was fixed.
- **December 2020 Leganto SF: 00884341 00895515 00901142**

The wrong links displayed when using arrow buttons to scroll through citations in a list. This was fixed.

- **December 2020 Leganto**
Resizing the right pane did not work in Hebrew. This was fixed.
- **December 2020 Leganto SF: 00849238**
In some cases, section thumbnails did not display correctly. This was fixed.
- **December 2020 Leganto SF: 00870758**
Leganto labels were missing for pmid and series. This was fixed.
- **December 2020 Leganto SF: 00884323**
For an audio recording citation, the Pages label was displayed instead of Duration. This was fixed.
- **December 2020 Leganto SF: 00808972 00870694**
Moving a citation using the Move Citation option caused the Leganto Question to display again. This was fixed.
- **December 2020 Leganto SF: 00804158**
The Added to List message now displays in a new row, under the buttons.
- **December 2020 Leganto SF: 00879722**
In Citation Processing Rules, the Academic Department parameter was not working correctly, causing purchase requests to be created even when the course had a department which was not specified in the list. This was fixed.
- **December 2020 Leganto**
Previously, the default section name was not displayed in citation brief view in Alma. This was fixed.
- **December 2020 Leganto SF: 00879611**
In some cases, when digitizing requests, the article title was being sent instead of the journal title. This was fixed.
- **December 2020 Leganto SF: 00878645**
The import of citations was limited by the number of collection items. This was fixed.
- **December 2020 Leganto SF: 00877753**
When a guest user refreshed the page using F5 the selected language would reset. This was fixed.
- **December 2020 Leganto SF: 00792059**
In some cases Cite It! didnt function correctly. This was fixed.
- **December 2020 Leganto SF: 00860629**
Cite it! was fixed for the Springer web site.
- **December 2020 Leganto SF: 00672022**
The digital public note was not displayed. This was fixed.
- **December 2020 Leganto SF: 00745774**
Some new additional German sites are now supported by Cite It! support.
- **December 2020 Leganto SF: 00867049**
If the Alma course loader failed, when it ran again it began from the beginning. This was fixed. The job will now run from the point where it failed previously so as not to create duplicate records or duplicate job events.